

# INVESTMENT PORTFOLIO SUMMARY

**City Of Duncanville, Texas**



**For The Quarter Ended  
March 31, 2021**



City Of Duncanville  
Investment Officers Certification

---

City Of Duncanville , Texas  
Investment Portfolio Summary Activity  
For The Quarter Ended  
March 31, 2021

This report is prepared in accordance with chapter 2256 of the Texas Public Funds Investment Act ("PFIA").Section 2256.023(a) of the PFIA states that:"Not less than quarterly, the investment officer shall prepare and submit to the governing body of the entity a written report of the investment transactions for all funds covered by this chapter for the preceding reporting period" This report is signed by the City Of Duncanville Investment officers and includes the disclosures required by the PFIA.

The investment portfolio complies with the PFIA and the City of Duncanville's approved investment policy and strategy throughout the period. All investment transactions made in the portfolio during this period were in full compliance with the PFIA and approved Investment policy.

**Officers Names and Titles:**

---

**Richard Summerlin, CPA, CGFO**  
Finance Director

---

**Tia Pettis, CGFO**  
Assistant Finance Director

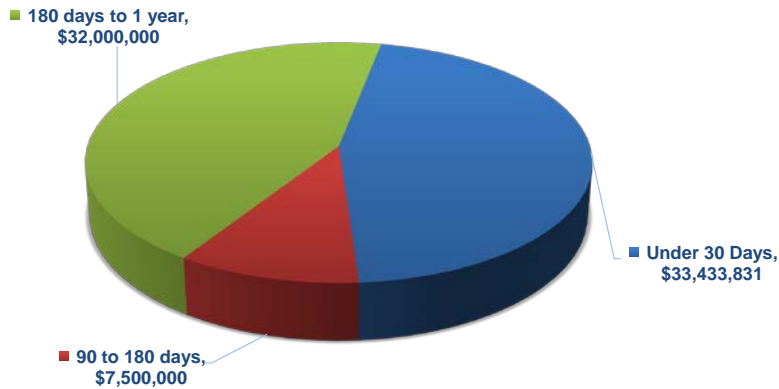


City Of Duncanville  
 Executive Summary  
 Investment Portfolio  
 For the Quarter Ended  
 March 31, 2021

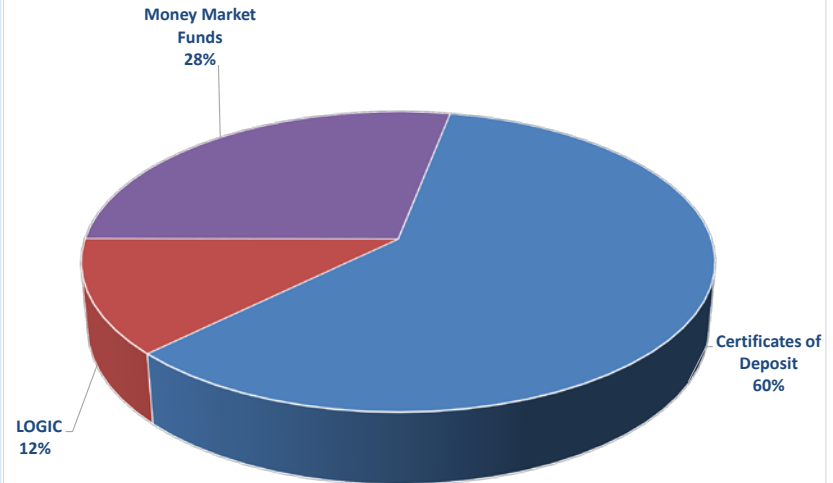
**Account Summary**

	Book Value	Market Value
Investments at 12/31/2020	\$ 67,508,967	\$ 67,508,967
Investment Purchases	21,424,864	21,424,864
Investment Maturities	16,000,000	16,000,000
Investments at 03/31/2021	\$ 72,933,831	\$ 72,933,831

Investments by Maturity

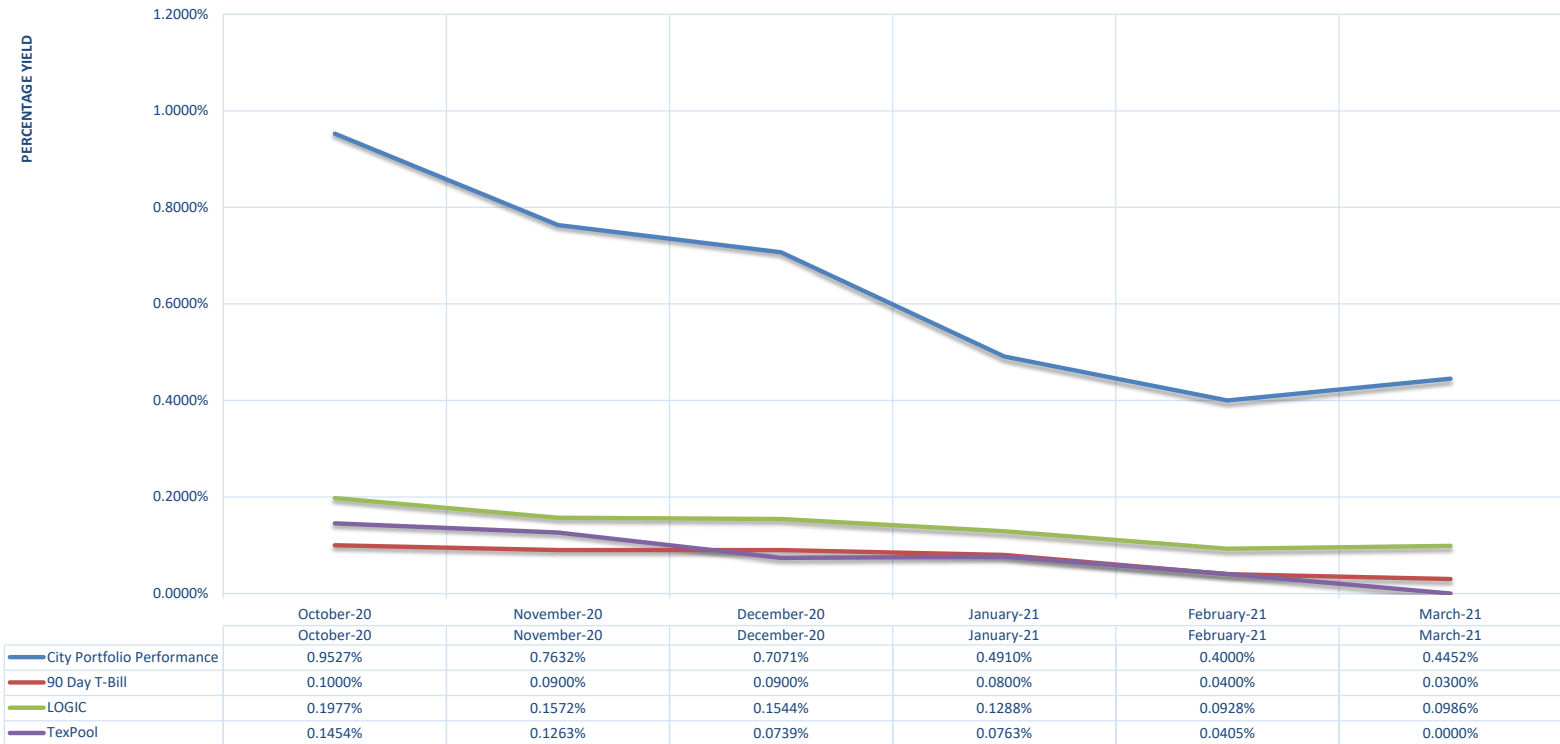


Investments by Type



**City of Duncanville Benchmark Comparison  
Yield Summary For The Quarter Ended  
March 31, 2021**

**Earnings and Yield Summary Quarter Ended 03/31/2021 Plus Prior Quarter Ended 12/31/2020**



**City of Duncanville**  
**Investment Portfolio Summary**  
**For Quarter Ending**  
**March 31, 2021**

Purchase Date	Maturity Date	CD Number	Security Type	Par Value	Coupon	Purchase			Book Value	Gain / (loss)	Current D - T - M
						Price	Yield	Principal			
31-Mar-21	31-Mar-21	Open	LOGIC	\$ 9,015,447.88	0.11%	100.00	0.11%	\$ 9,015,447.88	\$ 9,015,447.88		0
31-Mar-21	31-Mar-21	Open	Prosperity Bank MM	2,002,280.53	0.16%	100.00	0.16%	2,002,280.53	2,002,280.53		0
31-Mar-21	31-Mar-21	Open	NEX Bank MM	18,411,067.10	0.44%	100.00	0.44%	18,411,067.10	18,411,067.10		0
31-Mar-21	31-Mar-21	Open	TEXPOOL	5,035.52	0.04%	100.00	0.04%	5,035.52	5,035.52		0
02-Apr-20	02-Apr-21	10004	Prosperity Bank CD	4,000,000.00	0.90%	100.00	0.90%	4,000,000.00	4,000,000.00		2
10-Sep-20	10-Sep-21	000029	Prosperity Bank CD	6,500,000.00	0.40%	100.00	0.40%	6,500,000.00	6,500,000.00		163
20-Mar-19	20-Sep-21	8596	Prosperity Bank CD	1,000,000.00	2.80%	100.00	2.80%	1,000,000.00	1,000,000.00		173
30-Dec-20	30-Sep-21	000065	Prosperity Bank CD	3,000,000.00	0.25%	100.00	0.25%	3,000,000.00	3,000,000.00		183
22-Oct-20	22-Oct-21	000048	Prosperity Bank CD	7,000,000.00	0.30%	100.00	0.30%	7,000,000.00	7,000,000.00		205
19-Nov-20	19-Nov-21	000055	Prosperity Bank CD	6,000,000.00	0.30%	100.00	0.30%	6,000,000.00	6,000,000.00		233
23-Sep-20	23-Nov-21	000036	Prosperity Bank CD	3,000,000.00	0.40%	100.00	0.40%	3,000,000.00	3,000,000.00		237
02-Feb-21	01-Feb-22	9682220	American National CD	6,000,000.00	0.25%	100.00	0.25%	6,000,000.00	6,000,000.00		307
26-Mar-21	28-Mar-22	000095	Prosperity Bank CD	7,000,000.00	0.20%	100.00	0.20%	7,000,000.00	7,000,000.00		362
<b>TOTALS</b>				<b>\$ 72,933,831.03</b>				<b>\$ 72,933,831.03</b>	<b>\$ 72,933,831.03</b>		

Distribution by Maturity		
	Par Value	Percent
Under 30 Days	\$ 33,433,831	45.84%
30 to 90 Days		0.00%
90 to 180 days	\$ 7,500,000	10.28%
180 days to 1 year	\$ 32,000,000	43.88%
1 to 2 years		0.00%
<b>Totals</b>	<b>\$ 72,933,831</b>	<b>100.00%</b>

Distribution by Investment Type		
	Percent	Book Value
U. S. Treasury Bills / Notes /	0.00%	
U. S. Agencies & Instrument	0.00%	
Certificates of Deposit	59.64%	\$ 43,500,000
LOGIC	12.36%	\$ 9,015,448
TEXPOOL	0.01%	\$ 5,036
Money Market Funds	27.99%	\$ 20,413,348
Repurchase Agreements	0.00%	
<b>Totals</b>	<b>100.00%</b>	<b>\$ 72,933,831</b>

MM Money Market Account  
CD Certificates of Deposit  
UST NOTES U. S. Treasury Notes  
UST BILL U. S. Treasury Bills

**City of Duncanville**  
**Investment Transaction Detail Report**  
**For Quarter Ending**  
**March 31, 2021**

Investment Purchase Transaction Information								
	Fund No.	Transactions						Total
Date Purchase								
Date Maturity								
CUSIP Number		Open	Nexbank	Open	Prosperity	American	Prosperity	
Security Type		LOGIC	Money Market	Texpool	Money Market	CD #9682220	CD #000095	
Par Value		\$ 8,403,672.07	\$ 20,414.52	\$ 0.49	\$ 777.38	\$ 6,000,000.00	\$ 7,000,000.00	\$ 21,424,864.46
Book Value		8,403,672.07	20,414.52	0.49	777.38	6,000,000.00	7,000,000.00	21,424,864.46
Market Value		8,403,672.07	20,414.52	0.49	777.38	6,000,000.00	7,000,000.00	21,424,864.46
General	001	5,101,974.52	7,064.75	0.49	583.04	6,000,000.00	7,000,000.00	18,109,622.80
Utility	002	2,200,703.88	4,114.28		194.34			2,205,012.50
Debt Services	005	200,121.31						200,121.31
Employee Benefit	007							-
Comp. Self Ins.	008	200,116.97						200,116.97
Hotel/Motel Tax	010	31.37						31.37
Economic Development	012	100,151.20						100,151.20
Grant Fund	013							-
Drainage Fees	015	30.05						30.05
Capital Replacement	016	200,108.40	585.63					200,694.03
Utility Capital Improvement	017	37.48						37.48
Court Technology	235	200,086.42						200,086.42
Solid Waste	019	101.45						101.45
Street	020							-
Parks	024							-
Capital Improvement	025							-
Capital Projects Construction	026	0.11	8,649.86					8,649.97
Traffic Enforcement Program	031							-
Court Security	225	200,154.93						200,154.93
Juvenile Case Manager	230	53.98						53.98

Investment Maturities Transaction Information					
	Fund No.	Transactions			Total
Date Purchase					
Date Maturity					
CUSIP Number		Open	Prosperity	Southside	
Security Type		LOGIC	CD #8595	CD #15833	
Par Value		\$ 11,000,000.00	\$ 2,000,000.00	\$ 3,000,000.00	\$ 16,000,000.00
Book Value		11,000,000.00	2,000,000.00	3,000,000.00	16,000,000.00
Market Value		11,000,000.00	2,000,000.00	3,000,000.00	16,000,000.00
General	001	8,000,000.00		2,000,000.00	10,000,000.00
Utility	002	3,000,000.00		1,000,000.00	4,000,000.00
Debt Services	005				-
Employee Benefit	007				-
Comp. Self Ins.	008				-
Hotel/Motel Tax	010				-
Economic Development	012				-
Grant Fund	013				-
Drainage Fees	015				-
Capital Replacement	016				-
Utility Capital Improvement	017				-
Court Technology	235				-
Solid Waste	019				-
Street	020				-
Parks	024				-
Capital Improvement	025				-
Capital Projects Construction	026		2,000,000.00		2,000,000.00
Traffic Enforcement Program	031				-
Court Security	225				-
Juvenile Case Manager	230				-

**City of Duncanville**  
**Schedule of Market Value of Investments**  
**By Maturity Dates and Fund**  
**For Quarter Ending**  
**March 31, 2021**

	Fund No.					22-Oct-20	19-Nov-20	30-Dec-20	20-Mar-19
Date Purchase						22-Oct-20	19-Nov-20	30-Dec-20	20-Mar-19
Date Maturity						22-Oct-21	19-Nov-21	30-Sep-21	19-Mar-21
CUSIP Number		Open	Open	Open	Open	CD #000048	CD #000055	CD #000065	CD #8595
Security Type		LOGIC	TexPool	Nexbank MM	Prosperity MM	Prosperity Bank	Prosperity Bank	Prosperity Bank	Prosperity Bank
Par Value		\$ 9,015,447.88	\$ 5,035.52	\$ 18,411,067.10	\$ 2,002,280.53	\$ 7,000,000.00	\$ 6,000,000.00	\$ 3,000,000.00	
Beginning Book Value		11,611,775.81	5,035.03	18,390,652.58	2,001,503.15	7,000,000.00	6,000,000.00	3,000,000.00	2,000,000.00
Beginning Market Value		11,611,775.81	5,035.03	18,390,652.58	2,001,503.15	7,000,000.00	6,000,000.00	3,000,000.00	2,000,000.00
Ending Book Value		9,015,447.88	5,035.52	18,411,067.10	2,002,280.53	7,000,000.00	6,000,000.00	3,000,000.00	
Ending Market Value		9,015,447.88	5,035.52	18,411,067.10	2,002,280.53	7,000,000.00	6,000,000.00	3,000,000.00	
General	001	4,238,999.05	5,035.52	6,371,702.41	1,501,710.40	7,000,000.00	6,000,000.00		
Utility	002	1,291,722.87		3,710,680.87	500,570.13				
Debt Services	005	425,417.74							
Comp. Self Ins.	008	410,210.90							
Hotel/Motel Tax	010	110,018.38							
Economic Development	012	530,223.25							
Drainage Fees	015	105,373.40							
Capital Replacement	016	380,107.27		528,182.14					
Utility Capital Improvement	017	131,456.23							
Court Technology	235	303,095.15							
Solid Waste	019	355,764.10							
Capital Projects Construction	026	415.78		7,800,501.68				3,000,000.00	
Court Security	225	543,321.49							
Juvenile Case Manager	230	189,322.27							

	Fund No.								Total
Date Purchase		20-Mar-19	02-Apr-20	10-Sep-20	23-Sep-20	26-Mar-21	15-Jan-20	02-Feb-21	
Date Maturity		20-Sep-21	02-Apr-21	10-Sep-21	23-Nov-21	28-Mar-22	15-Jan-21	01-Feb-22	
CUSIP Number		CD #8596	CD #10004	CD #000029	CD #000036	CD #000095	CD #15833	CD #9682220	
Security Type		Prosperity Bank	Prosperity Bank	Prosperity Bank	Prosperity Bank	Prosperity Bank	Southside	American	
Par Value		\$ 1,000,000.00	\$ 4,000,000.00	\$ 6,500,000.00	\$ 3,000,000.00	\$ 7,000,000.00		\$ 6,000,000.00	\$ 72,933,831.03
Beginning Book Value		1,000,000.00	4,000,000.00	6,500,000.00	3,000,000.00		3,000,000.00		\$ 67,508,966.57
Beginning Market Value		1,000,000.00	4,000,000.00	6,500,000.00	3,000,000.00		3,000,000.00		\$ 67,508,966.57
Ending Book Value		1,000,000.00	4,000,000.00	6,500,000.00	3,000,000.00	7,000,000.00		6,000,000.00	\$ 72,933,831.03
Ending Market Value		1,000,000.00	4,000,000.00	6,500,000.00	3,000,000.00	7,000,000.00		6,000,000.00	\$ 72,933,831.03
General	001			6,500,000.00	1,500,000.00	7,000,000.00		6,000,000.00	\$ 46,117,447.38
Utility	002				1,500,000.00				\$ 7,002,973.87
Debt Services	005								\$ 425,417.74
Comp. Self Ins.	008								\$ 410,210.90
Hotel/Motel Tax	010								\$ 110,018.38
Economic Development	012								\$ 530,223.25
Drainage Fees	015								\$ 105,373.40
Capital Replacement	016								\$ 908,289.41
Utility Capital Improvement	017								\$ 131,456.23
Court Technology	235								\$ 303,095.15
Solid Waste	019								\$ 355,764.10
Capital Projects Construction	026	1,000,000.00	4,000,000.00						\$ 15,800,917.46
Court Security	225								\$ 543,321.49
Juvenile Case Manager	230								\$ 189,322.27

**City of Duncanville**  
**Investment Interest Revenue Report**  
**For Quarter Ending**  
**March 31, 2021**

Security Type	General 001	Utility 002	Debt Service 005	Comp. Self - Ins. 008	Hotel / Motel Tax 010	Economic Development 012	Drainage Fees 015	Capital Replacement 016
Pooled Investments								
Logic	\$ 1,974.52	\$ 703.88	\$ 121.31	\$ 116.97	\$ 31.37	\$ 151.20	\$ 30.05	\$ 108.40
Texpool	0.49							
NEX Bank Money Market	7,064.75	4,114.28						585.63
Prosperity Money Market	583.04	194.34						
Prosperity Bank CD #8595								
Prosperity Bank CD #8596								
Prosperity Bank CD #10004								
Prosperity Bank CD #000029	\$ 6,410.96							
Prosperity Bank CD #000036	\$ 1,479.46	\$ 1,479.46						
Prosperity Bank CD #000048	\$ 5,178.08							
Prosperity Bank CD #000055	\$ 4,438.36							
Prosperity Bank CD #000065								
Prosperity Bank CD #000095	\$ 230.14							
Southside CD #15833	\$ 1,238.68	\$ 610.10						
American Bank CD #9682220	2,383.56							
<b>Total</b>	<b>\$ 30,982.04</b>	<b>\$ 7,102.06</b>	<b>\$ 121.31</b>	<b>\$ 116.97</b>	<b>\$ 31.37</b>	<b>\$ 151.20</b>	<b>\$ 30.05</b>	<b>\$ 694.03</b>

Security Type	Utility Capital Improvement 017	Solid Waste 019	Capital Projects Construction 026	Court Security 225	Juvenile Case Worker 230	Court Technology 235	Total
Pooled Investments							
Logic	\$ 37.48	\$ 101.45	\$ 0.11	\$ 154.93	\$ 53.98	\$ 86.42	\$ 3,672.07
Texpool							0.49
NEX Bank Money Market			8,649.86				20,414.52
Prosperity Money Market							777.38
Prosperity Bank CD #8595			13,280.07				13,280.07
Prosperity Bank CD #8596			6,904.11				6,904.11
Prosperity Bank CD #10004			8,876.72				8,876.72
Prosperity Bank CD #000029							6,410.96
Prosperity Bank CD #000036							2,958.92
Prosperity Bank CD #000048							5,178.08
Prosperity Bank CD #000055							4,438.36
Prosperity Bank CD #000065			1,849.32				1,849.32
Prosperity Bank CD #000095							230.14
Southside CD #15833							1,848.78
American Bank CD #9682220							2,383.56
<b>Total</b>	<b>\$37.48</b>	<b>\$101.45</b>	<b>\$39,560.19</b>	<b>\$154.93</b>	<b>\$53.98</b>	<b>\$86.42</b>	<b>\$ 79,223.48</b>