

INVESTMENT PORTFOLIO SUMMARY

City Of Duncanville, Texas



**For The Quarter Ended
December 31, 2020**



City Of Duncanville , Texas
Investment Portfolio Summary Activity
For The Quarter Ended
December 31, 2020

This report is prepared in accordance with chapter 2256 of the Texas Public Funds Investment Act ("PFIA").Section 2256.023(a) of the PFIA states that:"Not less than quarterly, the investment officer shall prepare and submit to the governing body of the entity a written report of the investment transactions for all funds covered by this chapter for the preceding reporting period" This report is signed by the City Of Duncanville Investment officers and includes the disclosures required by the PFIA.

The investment portfolio complies with the PFIA and the City of Duncanville's approved investment policy and strategy throughout the period. All investment transactions made in the portfolio during this period were in full compliance with the PFIA and approved Investment policy.

Officers Names and Titles:

Richard Summerlin, CPA, CGFO
Finance Director

Tia Pettis, CGFO
Assistant Finance Director

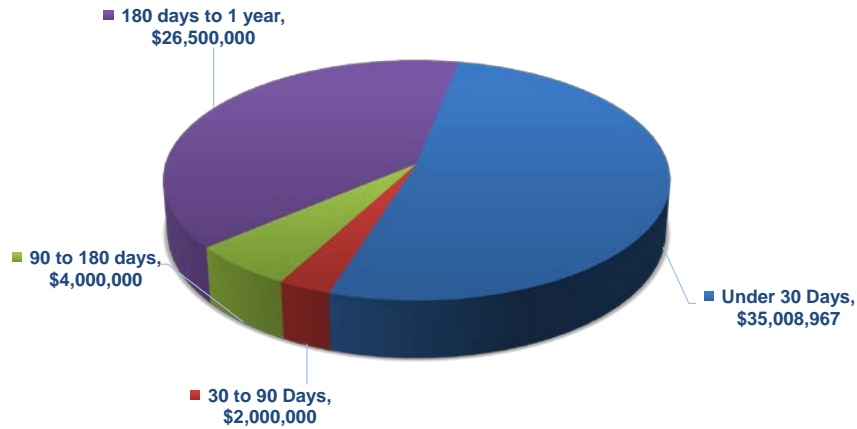


City of Duncanville
 Executive Summary
 Investment Portfolio
 For the Quarter Ended
 December 31, 2020

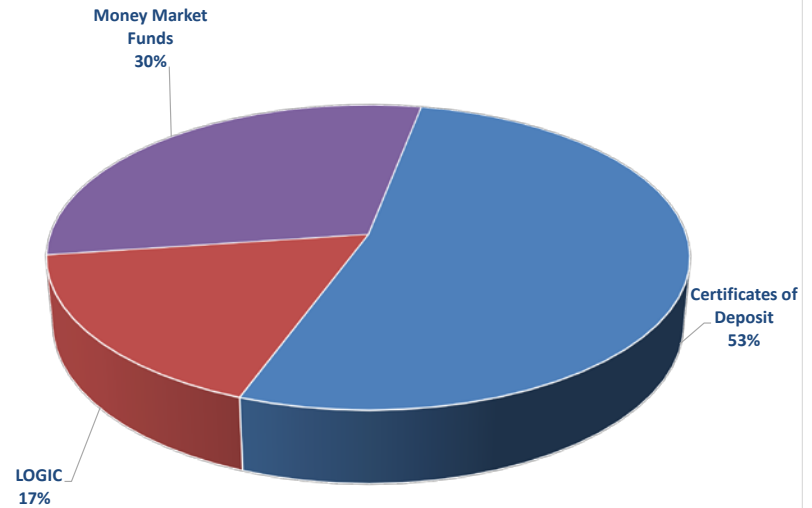
Account Summary

	<u>Book Value</u>	<u>Market Value</u>
Investments at 09/30/2020	\$ 60,384,812	\$ 60,384,812
Investment Purchases	31,424,154	31,424,154
Investment Maturities	24,300,000	24,300,000
Investments at 09/30/2020	\$ 67,508,967	\$ 67,508,967

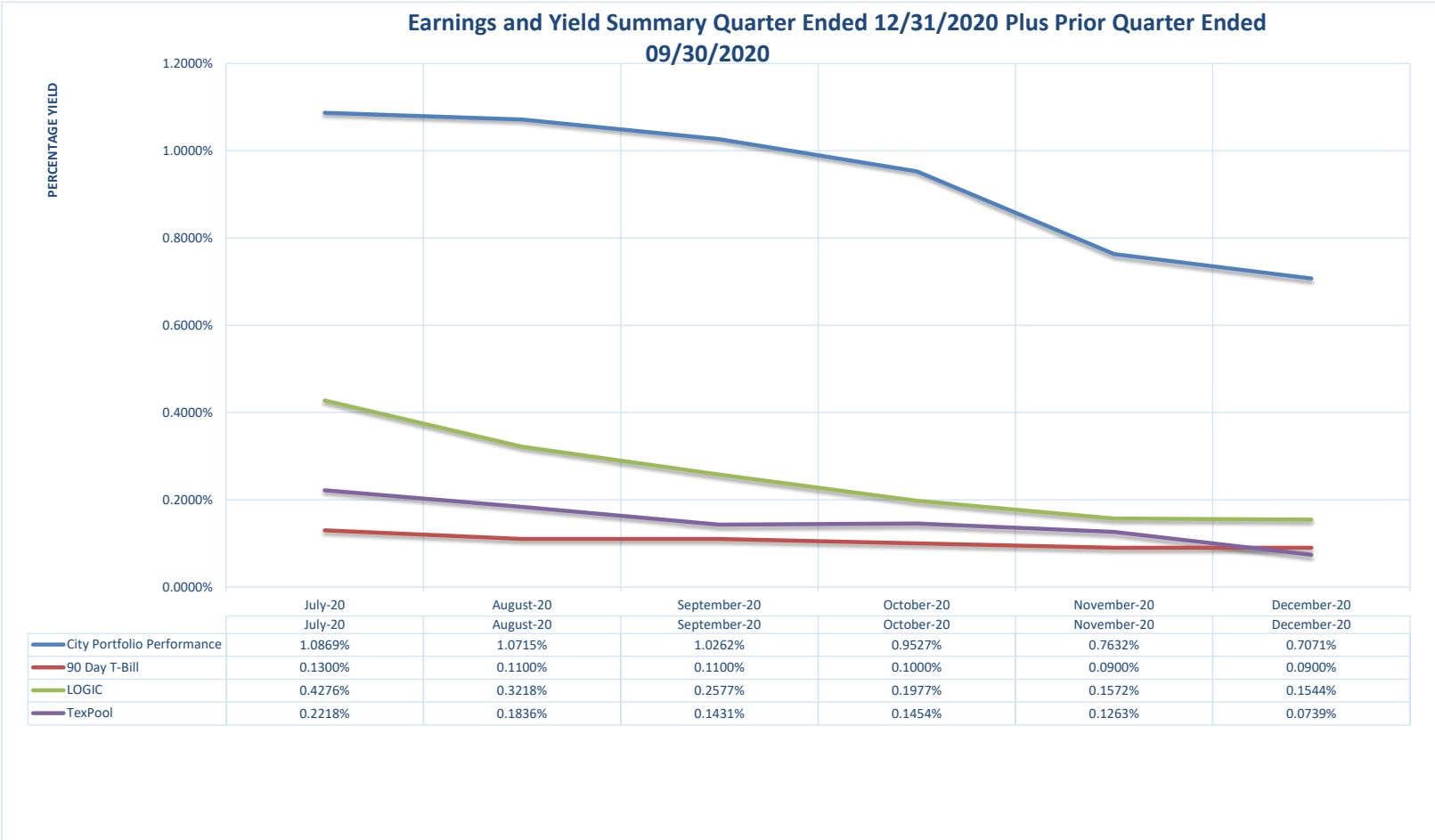
Investments by Maturity



Investments by Type



**City of Duncanville Benchmark Comparison
Yield Summary For The Quarter Ended
December 31, 2020**



City of Duncanville
Investment Portfolio Summary
For Quarter Ending
December 31, 2020

Purchase Date	Maturity Date	CD Number	Security Type	Par Value	Coupon	Purchase			Book Value	Gain / (loss)	Current D - T - M
						Price	Yield	Principal			
31-Dec-20	31-Dec-20	Open	LOGIC	\$ 11,611,775.81	0.17%	100.00	0.17%	\$ 11,611,775.81	\$ 11,611,775.81		0
31-Dec-20	31-Dec-20	Open	Prosperity Bank MM	2,001,503.15	0.25%	100.00	0.25%	2,001,503.15	2,001,503.15		0
31-Dec-20	31-Dec-20	Open	NEX Bank MM	18,390,652.58	0.45%	100.00	0.45%	18,390,652.58	18,390,652.58		0
31-Dec-20	31-Dec-20	Open	TEXPOOL	5,035.03	0.12%	100.00	0.12%	5,035.03	5,035.03		0
15-Jan-20	15-Jan-21	15833	Southside CD	3,000,000.00	1.69%	100.00	1.69%	3,000,000.00	3,000,000.00		15
20-Mar-19	19-Mar-21	8595	Prosperity Bank CD	2,000,000.00	2.75%	100.00	2.75%	2,000,000.00	2,000,000.00		78
02-Apr-20	02-Apr-21	10004	Prosperity Bank CD	4,000,000.00	0.90%	100.00	0.90%	4,000,000.00	4,000,000.00		92
10-Sep-20	10-Sep-21	000029	Prosperity Bank CD	6,500,000.00	0.40%	100.00	0.40%	6,500,000.00	6,500,000.00		253
20-Mar-19	20-Sep-21	8596	Prosperity Bank CD	1,000,000.00	2.80%	100.00	2.80%	1,000,000.00	1,000,000.00		263
30-Dec-20	30-Sep-21	000065	Prosperity Bank CD	3,000,000.00	0.25%	100.00	0.25%	3,000,000.00	3,000,000.00		273
22-Oct-20	22-Oct-21	000048	Prosperity Bank CD	7,000,000.00	0.30%	100.00	0.30%	7,000,000.00	7,000,000.00		295
19-Nov-20	19-Nov-21	000055	Prosperity Bank CD	6,000,000.00	0.30%	100.00	0.30%	6,000,000.00	6,000,000.00		323
23-Sep-20	23-Nov-21	000036	Prosperity Bank CD	3,000,000.00	0.40%	100.00	0.40%	3,000,000.00	3,000,000.00		327
TOTALS				\$ 67,508,966.57				\$ 67,508,966.57	\$ 67,508,966.57		

Distribution by Maturity		
	Par Value	Percent
Under 30 Days	\$ 35,008,967	51.86%
30 to 90 Days	\$ 2,000,000	2.96%
90 to 180 days	\$ 4,000,000	5.93%
180 days to 1 year	\$ 26,500,000	39.25%
1 to 2 years		0.00%
Totals	\$ 67,508,967	100.00%

Distribution by Investment Type		
	Percent	Book Value
U. S. Treasury Bills / Notes	0.00%	
U. S. Agencies & Instrument	0.00%	
Certificates of Deposit	52.59%	\$ 35,500,000
LOGIC	17.20%	\$ 11,611,776
TEXPOOL	0.01%	\$ 5,035
Money Market Funds	30.21%	\$ 20,392,156
Repurchase Agreements	0.00%	
Totals	100.00%	\$ 67,508,967

MM Money Market Account
CD Certificates of Deposit
UST NOTES U. S. Treasury Notes
UST BILL U. S. Treasury Bills

**City of Duncanville
Investment Transaction Detail Report
For Quarter Ending
December 31, 2020**

Investment Purchase Transaction Information								
	Fund No.	Transactions						Total
Date Purchase								
Date Maturity								
CUSIP Number		Open	Nexbank	Open	Prosperity	Prosperity	Prosperity	
Security Type		LOGIC	Money Market	Texpool	Money Market	CD #000048	CD #000055	
Par Value		\$ 15,402,083.48	\$ 20,812.14	\$ 1.45	\$ 1,257.25	\$ 7,000,000.00	\$ 6,000,000.00	
Book Value		15,402,083.48	20,812.14	1.45	1,257.25	7,000,000.00	6,000,000.00	
Market Value		15,402,083.48	20,812.14	1.45	1,257.25	7,000,000.00	6,000,000.00	
General	001	13,400,729.90	7,193.91	1.45	942.94	7,000,000.00	6,000,000.00	
Utility	002	2,000,203.32	4,189.51		314.31			
Debt Services	005	108.70						
Employee Benefit	007							
Comp. Self Ins.	008	101.41						
Hotel/Motel Tax	010	53.06						
Economic Development	012	207.51						
Grant Fund	013							
Drainage Fees	015	50.84						
Capital Replacement	016	86.88	596.35					
Utility Capital Improvement	017	63.38						
Court Technology	235	49.69						
Solid Waste	019	171.61						
Street	020							
Parks	024							
Capital Improvement	025							
Capital Projects Construction	026	0.20	8,832.37					
Traffic Enforcement Program	031							
Court Security	225	165.62						
Juvenile Case Manager	230	91.36						

Investment Maturities Transaction Information						
	Fund No.	Transactions				Total
Date Purchase						
Date Maturity						
CUSIP Number		Open	Prosperity	Southside	Southside	
Security Type		LOGIC	CD #8594	CD #10629	CD #12311	
Par Value		\$ 10,300,000.00	\$ 3,000,000.00	\$ 5,000,000.00	\$ 6,000,000.00	\$ 24,300,000.00
Book Value		10,300,000.00	3,000,000.00	5,000,000.00	6,000,000.00	24,300,000.00
Market Value		10,300,000.00	3,000,000.00	5,000,000.00	6,000,000.00	24,300,000.00
General	001	7,900,000.00		5,000,000.00	4,000,000.00	16,900,000.00
Utility	002	1,300,000.00			2,000,000.00	3,300,000.00
Debt Services	005					-
Employee Benefit	007					-
Comp. Self Ins.	008	200,000.00				200,000.00
Hotel/Motel Tax	010					-
Economic Development	012	500,000.00				500,000.00
Grant Fund	013					-
Drainage Fees	015					-
Capital Replacement	016	400,000.00				400,000.00
Utility Capital Improvement	017					-
Court Technology	235					-
Solid Waste	019					-
Street	020					-
Parks	024					-
Capital Improvement	025					-
Capital Projects Construction	026		3,000,000.00			3,000,000.00
Traffic Enforcement Program	031					-
Court Security	225					-
Juvenile Case Manager	230					-

City of Duncanville
Schedule of Market Value of Investments
By Maturity Dates and Fund
For Quarter Ending
December 31, 2020

	Fund No.					22-Oct-20	19-Nov-20	30-Dec-20	20-Mar-19	20-Mar-19
Date Purchase						22-Oct-20	19-Nov-20	30-Dec-20	20-Mar-19	20-Mar-19
Date Maturity						22-Oct-21	19-Nov-21	30-Sep-21	21-Dec-20	19-Mar-21
CUSIP Number		Open	Open	Open	Open	CD #000048	CD #000055	CD #000065	CD #8594	CD #8595
Security Type		LOGIC	TexPool	Nexbank MM	Prosperity MM	Prosperity Bank	Prosperity Bank	Prosperity Bank	Prosperity Bank	Prosperity Bank
Par Value		\$ 11,611,775.81	\$ 5,035.03	\$ 18,390,652.58	\$ 2,001,503.15	\$ 7,000,000.00	\$ 6,000,000.00	\$ 3,000,000.00		\$ 2,000,000.00
Beginning Book Value		6,509,692.33	5,033.58	18,369,840.44	2,000,245.90				3,000,000.00	2,000,000.00
Beginning Market Value		6,509,692.33	5,033.58	18,369,840.44	2,000,245.90				3,000,000.00	2,000,000.00
Ending Book Value		11,611,775.81	5,035.03	18,390,652.58	2,001,503.15	7,000,000.00	6,000,000.00	3,000,000.00		2,000,000.00
Ending Market Value		11,611,775.81	5,035.03	18,390,652.58	2,001,503.15	7,000,000.00	6,000,000.00	3,000,000.00		2,000,000.00
General	001	7,137,024.53	5,035.03	6,364,637.67	1,501,127.37	7,000,000.00	6,000,000.00			
Utility	002	2,091,018.99		3,706,566.58	500,375.78					
Debt Services	005	225,296.43								
Comp. Self Ins.	008	210,093.93								
Hotel/Motel Tax	010	109,987.01								
Economic Development	012	430,072.06								
Drainage Fees	015	105,343.35								
Capital Replacement	016	179,998.87		527,596.51						
Utility Capital Improvement	017	131,418.75								
Court Technology	235	103,008.72								
Solid Waste	019	355,662.65								
Capital Projects Construction	026	415.67		7,791,851.82				3,000,000.00		2,000,000.00
Court Security	225	343,166.56								
Juvenile Case Manager	230	189,268.29								

	Fund No.								Total
Date Purchase		20-Mar-19	02-Apr-20	10-Sep-20	23-Sep-20	15-Oct-19	13-Nov-19	15-Jan-20	
Date Maturity		20-Sep-21	02-Apr-21	10-Sep-21	23-Nov-21	15-Oct-20	13-Nov-20	15-Jan-21	
CUSIP Number		CD #8596	CD #10004	CD #000029	CD #000036	CD #10629	CD #12311	CD #15833	
Security Type		Prosperity Bank	Prosperity Bank	Prosperity Bank	Prosperity Bank	Southside	Southside	Southside	
Par Value		\$ 1,000,000.00	\$ 4,000,000.00	\$ 6,500,000.00	\$ 3,000,000.00			\$ 3,000,000.00	\$ 67,508,966.57
Beginning Book Value		1,000,000.00	4,000,000.00	6,500,000.00	3,000,000.00	5,000,000.00	6,000,000.00	3,000,000.00	\$ 60,384,812.25
Beginning Market Value		1,000,000.00	4,000,000.00	6,500,000.00	3,000,000.00	5,000,000.00	6,000,000.00	3,000,000.00	\$ 60,384,812.25
Ending Book Value		1,000,000.00	4,000,000.00	6,500,000.00	3,000,000.00			3,000,000.00	\$ 67,508,966.57
Ending Market Value		1,000,000.00	4,000,000.00	6,500,000.00	3,000,000.00			3,000,000.00	\$ 67,508,966.57
General	001			6,500,000.00	1,500,000.00			2,000,000.00	\$ 38,007,824.60
Utility	002				1,500,000.00			1,000,000.00	\$ 8,797,961.35
Debt Services	005								\$ 225,296.43
Comp. Self Ins.	008								\$ 210,093.93
Hotel/Motel Tax	010								\$ 109,987.01
Economic Development	012								\$ 430,072.06
Drainage Fees	015								\$ 105,343.35
Capital Replacement	016								\$ 707,595.38
Utility Capital Improvement	017								\$ 131,418.75
Court Technology	235								\$ 103,008.72
Solid Waste	019								\$ 355,662.65
Capital Projects Construction	026	1,000,000.00	4,000,000.00						\$ 17,792,267.49
Court Security	225								\$ 343,166.56
Juvenile Case Manager	230								\$ 189,268.29

**City of Duncanville
Investment Interest Revenue Report
For Quarter Ending
December 31, 2020**

Security Type	General 001	Utility 002	Debt Service 005	Comp. Self - Ins. 008	Hotel / Motel Tax 010	Economic Development 012	Drainage Fees 015	Capital Replacement 016
Pooled Investments								
Logic	\$ 729.90	\$ 203.32	\$ 108.70	\$ 101.41	\$ 53.06	\$ 207.51	\$ 50.84	\$ 86.88
Texpool	1.45							
NEX Bank Money Market	7,193.91	4,189.51						596.35
Prosperity Money Market	942.94	314.31						
Prosperity Bank CD #8594								
Prosperity Bank CD #8595								
Prosperity Bank CD #8596								
Prosperity Bank CD #10004								
Prosperity Bank CD #000029	\$ 6,553.43							
Prosperity Bank CD #000036	\$ 1,512.33	\$ 1,512.33						
Prosperity Bank CD #000048	\$ 4,084.93							
Prosperity Bank CD #000055	\$ 2,120.55							
Prosperity Bank CD #000065								
Southside CD #10629	\$ 4,315.76							
Southside CD #12311	8,552.68	4,276.34						
Southside CD #15833	8,519.46	4,259.72						
Total	\$ 44,527.34	\$ 14,755.53	\$ 108.70	\$ 101.41	\$ 53.06	\$ 207.51	\$ 50.84	\$ 683.23

Security Type	Utility Capital Improvement 017	Solid Waste 019	Capital Projects Construction 026	Court Security 225	Juvenile Case Worker 230	Court Technology 235	Total
Pooled Investments							
Logic	\$ 63.38	\$ 171.61	\$ 0.20	\$ 165.62	\$ 91.36	\$ 49.69	\$ 2,083.48
Texpool							1.45
NEX Bank Money Market			8,832.37				20,812.14
Prosperity Money Market							1,257.25
Prosperity Bank CD #8594			19,859.71				19,859.71
Prosperity Bank CD #8595			13,863.02				13,863.02
Prosperity Bank CD #8596			7,057.53				7,057.53
Prosperity Bank CD #10004			9,073.97				9,073.97
Prosperity Bank CD #000029							6,553.43
Prosperity Bank CD #000036							3,024.66
Prosperity Bank CD #000048							4,084.93
Prosperity Bank CD #000055							2,120.55
Prosperity Bank CD #000065			20.55				20.55
Southside CD #10629							4,315.76
Southside CD #12311							12,829.02
Southside CD #15833							12,779.18
Total	\$63.38	\$171.61	\$58,707.35	\$165.62	\$91.36	\$49.69	\$ 119,736.63