

INVESTMENT PORTFOLIO SUMMARY

City Of Duncanville, Texas



**For The Quarter Ended
September 30, 2019**



City Of Duncanville

Investment Officers Certification

City Of Duncanville , Texas
Investment Portfolio SummaryActivity
For The Quarter Ended
September 30, 2019

This report is prepared in accordance with chapter 2256 of the Texas Public Funds Investment Act ("PFIA").Section 2256.023(a) of the PFIA states that:"Not less than quarterly ,the investment officer shall prepare and submit to the governing body of the entity a written report of the investment transactions for all funds covered by this chapter for the preceding reporting period" This report is signed by the City Of Duncanville Investment officers and includes the disclosures required by the PFIA.

The investment portfolio complies with the PFIA and the City of Duncanville's approved investment policy and strategy throughout the period. All investment transactions made in the portfolio during this period were in full compliance with the PFIA and approved Investment policy.

Officers Names and titles:

Richard Summerlin, CPA, CGFO
Finance Director

Tia Pettis, CGFO
Assistant Finance Director

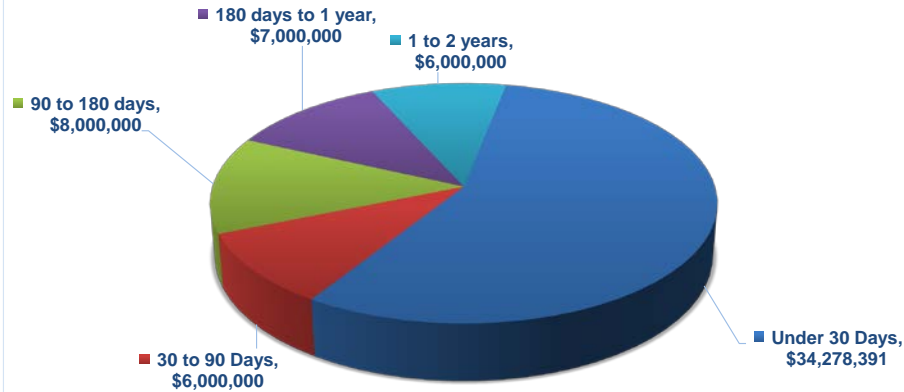


City Of Duncanville
 Executive Summary
 Investment Portfolio
 For the Quarter Ended
 September 30, 2019

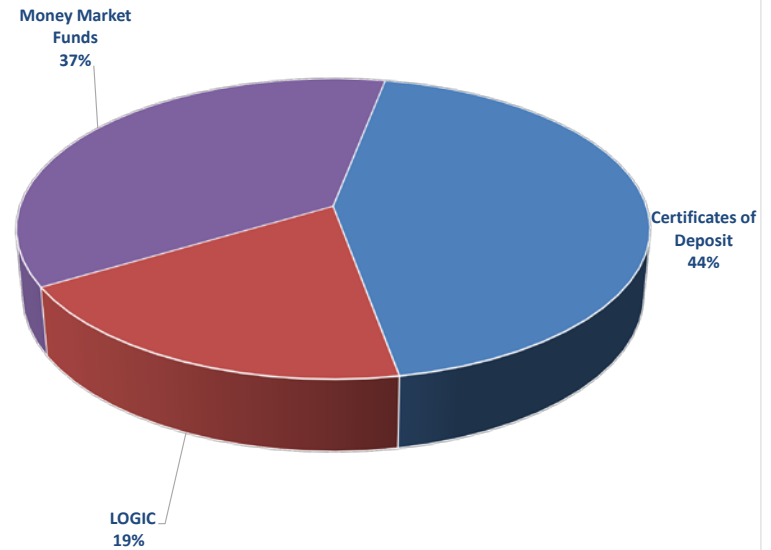
Account Summary

	Book Value	Market Value
Investments at 06/30/2019	\$ 63,564,225	\$ 63,564,225
Investment Purchases	214,166	214,166
Investment Maturities	2,500,000	2,500,000
Investments at 09/30/2019	\$ 61,278,391	\$ 61,278,391

Investments by Maturity

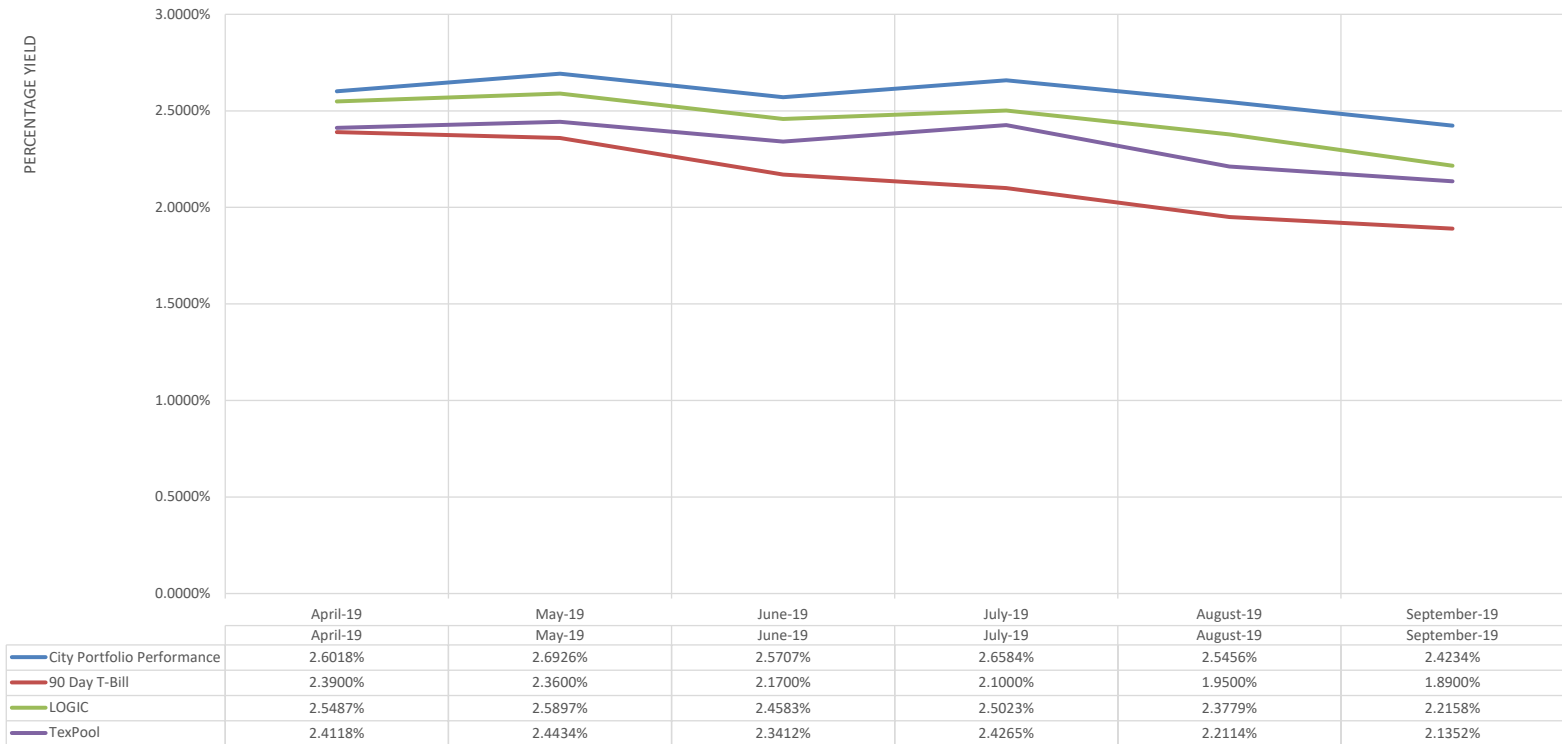


Investments by Type



City of Duncanville Benchmark Comparison Yield Summary For The Quarter Ended September 30, 2019

Earnings and Yield Summary Quarter Ended 09/30/2019 Plus Prior Quarter Ended 06/30/2019



City of Duncanville
Investment Portfolio Summary
For Quarter Ending
September 30, 2019

Purchase Date	Maturity Date	CD Number	Security Type	Par Value	Coupon	Purchase			Book Value	Gain / (loss)	Current D - T - M
						Price	Yield	Principal			
30-Sep-19	30-Sep-19	Open	LOGIC	\$ 11,870,742.91	2.37%	100.00	2.37%	\$ 11,870,742.91	\$ 11,870,742.91	\$ -	0
30-Sep-15	30-Sep-19	Open	Southside MM	4,234,924.64	2.36%	100.00	2.36%	4,234,924.64	4,234,924.64	-	0
30-Jun-17	30-Sep-19	Open	NEX Bank MM	18,167,735.85	2.47%	100.00	2.47%	18,167,735.85	18,167,735.85	-	0
30-Sep-19	30-Sep-19	Open	TEXPOOL	4,988.03	2.26%	100.00	2.26%	4,988.03	4,988.03	-	0
07-Nov-18	07-Nov-19	6747	Legacy Bank CD	6,000,000.00	2.86%	100.00	2.86%	6,000,000.00	6,000,000.00	-	38
09-Jan-19	09-Jan-20	7532	Legacy Bank CD	3,000,000.00	2.78%	100.00	2.78%	3,000,000.00	3,000,000.00	-	101
20-Mar-19	20-Mar-20	8592	Legacy Bank CD	5,000,000.00	2.66%	100.00	2.66%	5,000,000.00	5,000,000.00	-	172
20-Mar-19	19-Jun-20	8593	Legacy Bank CD	3,000,000.00	2.68%	100.00	2.68%	3,000,000.00	3,000,000.00	-	263
06-Jul-19	06-Jul-20	12071	Tex Sec CD	1,000,000.00	2.15%	100.00	2.15%	1,000,000.00	1,000,000.00	-	280
21-Jun-19	21-Sep-20	12409	Tex Sec CD	3,000,000.00	2.32%	100.00	2.32%	3,000,000.00	3,000,000.00	-	357
20-Mar-19	21-Dec-20	8594	Legacy Bank CD	3,000,000.00	2.73%	100.00	2.73%	3,000,000.00	3,000,000.00	-	448
20-Mar-19	19-Mar-21	8595	Legacy Bank CD	2,000,000.00	2.75%	100.00	2.75%	2,000,000.00	2,000,000.00	-	536
20-Mar-19	20-Sep-21	8596	Legacy Bank CD	1,000,000.00	2.80%	100.00	2.80%	1,000,000.00	1,000,000.00	-	721
TOTALS				\$ 61,278,391.43				\$ 61,278,391.43	\$ 61,278,391.43	-	

Distribution by Maturity		
	Par Value	Percent
Under 30 Days	\$34,278,391	55.94%
30 to 90 Days	\$6,000,000	9.79%
90 to 180 days	\$8,000,000	13.06%
180 days to 1 year	\$7,000,000	11.42%
1 to 2 years	\$6,000,000	9.79%
2 to 3 years		0.00%
Totals	\$61,278,391	100.00%

Distribution by Investment Type		
	Percent	Book Value
U. S. Treasury Bills / Notes	0.00%	\$ -
U. S. Agencies & Instrumen	0.00%	-
Certificates of Deposit	44.06%	27,000,000.00
LOGIC	19.37%	11,870,742.91
TEXPOOL	0.01%	4,988.03
Money Market Funds	36.56%	22,402,660.49
Repurchase Agreements	0.00%	-
Totals	100.00%	\$ 61,278,391.43

MM Money Market Account
CD Certificates of Deposit
D - T - M Days To Maturity

City of Duncanville
Investment Transaction Detail Report
For Quarter Ending
September 30, 2019

Investment Purchase Transaction Information						Investment Maturities Transaction Information				
	Fund No.	Transactions				Total		Fund No.	Transactions	Total
Date Purchase										
Date Maturity										
CUSIP Number		Open	Southside	NEX Bank	Open			Open		
Security Type		LOGIC	Money Market	Money Market	TexPool			LOGIC		
Par Value		\$ 77,225.06	\$ 24,908.05	\$ 112,004.69	\$ 28.05	\$ 214,165.85		\$ 2,500,000.00	\$ 2,500,000.00	
Book Value		77,225.06	24,908.05	112,004.69	28.05	\$ 214,165.85		2,500,000.00	2,500,000.00	
Market Value		77,225.06	24,908.05	112,004.69	28.05	\$ 214,165.85		2,500,000.00	2,500,000.00	
General	001	31,178.79	18,681.04	38,599.51	28.05	\$ 88,487.39		1,500,000.00	1,500,000.00	
Utility	002	1,005.83	6,227.01	22,479.15	-	\$ 29,711.99		-	-	
Debt Services	005	7,820.88	-	-	-	\$ 7,820.88		1,000,000.00	1,000,000.00	
Employee Benefit	007	6,589.11	-	-	-	\$ 6,589.11		-	-	
Self Ins.	008	3,616.36	-	-	-	\$ 3,616.36		-	-	
Hotel/Motel Tax	010	1,246.39	-	-	-	\$ 1,246.39		-	-	
Economic Development	012	8,412.01	-	-	-	\$ 8,412.01		-	-	
Grant Fund	013	-	-	-	-	\$ -		-	-	
Drainage Fees	015	622.27	-	-	-	\$ 622.27		-	-	
Capital Replacement	016	5,817.14	-	3,199.70	-	\$ 9,016.84		-	-	
Utility Capital Improvement	017	1,372.97	-	-	-	\$ 1,372.97		-	-	
Court Technology	235	608.48	-	-	-	\$ 608.48		-	-	
Solid Waste	019	2,100.91	-	-	-	\$ 2,100.91		-	-	
Street	020	-	-	-	-	\$ -		-	-	
Drainage Const.	023	-	-	-	-	\$ -		-	-	
Parks	024	-	-	-	-	\$ -		-	-	
Capital Improvement	025	-	-	-	-	\$ -		-	-	
Capital Projects Construction	026	115.17	-	47,726.33	-	\$ 47,841.50		-	-	
Traffic Enforcement Program	031	2,315.55	-	-	-	\$ 2,315.55		-	-	
Court Security	225	3,285.18	-	-	-	\$ 3,285.18		-	-	
Juvenile Case Manager	230	1,118.02	-	-	-	\$ 1,118.02		-	-	
EDC C.O. CIP	455	-	-	-	-	\$ -		-	-	

City of Duncanville
Schedule of Market Value of Investments
By Maturity Dates and Fund
For Quarter Ending
September 30, 2019

	Fund No.				21-Jun-19	06-Jul-19	07-Nov-18	09-Jan-19	20-Mar-19	20-Mar-19	20-Mar-19	20-Mar-19	20-Mar-19	Total
Date Purchase					21-Sep-20	06-Jul-20	07-Nov-19	09-Jan-20	20-Mar-20	19-Jun-20	21-Dec-20	19-Mar-21	20-Sep-21	
CUSIP Number	Open	Open	Open	Open	CD # 12409	CD # 12071	CD #6747	CD #7532	CD #8592	CD #8593	CD #8594	CD #8595	CD #8596	
Security Type	LOGIC	TexPool	Southside MM	Nex Bank MM	TX SEC BANK	TX SEC BANK	Legacy Bank	Legacy Bank	Legacy Bank	Legacy Bank	Legacy Bank	Legacy Bank	Legacy Bank	
Par Value	\$ 11,870,742.91	\$ 4,988.03	\$ 4,234,924.64	\$ 18,167,735.85	\$ 3,000,000.00	\$ 1,000,000.00	\$ 6,000,000.00	\$ 3,000,000.00	\$ 5,000,000.00	\$ 3,000,000.00	\$ 3,000,000.00	\$ 2,000,000.00	\$ 1,000,000.00	\$ 61,278,391.43
Beginning Book Value	14,293,517.85	4,959.98	4,210,016.59	18,055,731.16	3,000,000.00	1,000,000.00	6,000,000.00	3,000,000.00	5,000,000.00	3,000,000.00	3,000,000.00	2,000,000.00	1,000,000.00	\$ 63,564,225.58
Beginning Market Value	14,293,517.85	4,959.98	4,210,016.59	18,055,731.16	3,000,000.00	1,000,000.00	6,000,000.00	3,000,000.00	5,000,000.00	3,000,000.00	3,000,000.00	2,000,000.00	1,000,000.00	\$ 63,564,225.58
Ending Book Value	11,870,742.91	4,988.03	4,234,924.64	18,167,735.85	3,000,000.00	1,000,000.00	6,000,000.00	3,000,000.00	5,000,000.00	3,000,000.00	3,000,000.00	2,000,000.00	1,000,000.00	\$ 61,278,391.43
Ending Market Value	11,870,742.91	4,988.03	4,234,924.64	18,167,735.85	3,000,000.00	1,000,000.00	6,000,000.00	3,000,000.00	5,000,000.00	3,000,000.00	3,000,000.00	2,000,000.00	1,000,000.00	\$ 61,278,391.43
General	001	4,860,694.86	4,988.03	3,176,193.48	6,287,759.33	1,500,000.00	900,000.00	3,000,000.00	2,000,000.00					\$ 21,729,635.70
Utility	002	168,119.43	-	1,058,731.16	3,661,795.04	1,500,000.00	-	1,000,000.00	500,000.00					\$ 7,888,645.63
Debt Services	005	620,904.11	-	-	-	-	100,000.00	-	-					\$ 720,904.11
Employee Benefit	007	1,101,330.29	-	-	-	-	-	1,000,000.00	300,000.00					\$ 2,401,330.29
Self Ins.	008	604,453.86	-	-	-	-	-	-	-					\$ 604,453.86
Hotel/Motel Tax	010	208,324.23	-	-	-	-	-	-	-					\$ 208,324.23
Economic Development	012	1,406,015.06	-	-	-	-	500,000.00	200,000.00	-					\$ 2,106,015.06
Drainage Fees	015	104,008.38	-	-	-	-	-	-	-					\$ 104,008.38
Capital Replacement	016	972,300.55	-	-	521,223.68	-	-	-	-					\$ 1,493,524.23
Utility Capital Improvement	017	229,484.42	-	-	-	-	-	-	-					\$ 229,484.42
Court Technology	235	101,703.57	-	-	-	-	-	-	-					\$ 101,703.57
Solid Waste	019	351,155.09	-	-	-	-	-	500,000.00	-					\$ 851,155.09
Capital Projects Construction	026	19,248.90	-	-	7,696,957.80	-	-	-	5,000,000.00	3,000,000.00	3,000,000.00	2,000,000.00	1,000,000.00	\$ 21,716,206.70
Traffic Enforcement Program	031	387,031.11	-	-	-	-	-	-	-					\$ 387,031.11
Court Security	225	549,099.09	-	-	-	-	-	-	-					\$ 549,099.09
Juvenile Case Manager	230	186,869.96	-	-	-	-	-	-	-					\$ 186,869.96

**City of Duncanville
Investment Interest Revenue Report
For Quarter Ending
September 30, 2019**

Security Type	General 001	Utility 002	Debt Service 005	Employee Benefit 007	Self - Ins. 008	Hotel / Motel Tax 010	Economic Development 012	Drainage Fees 015	Capital Replacement 016
Pooled Investments									
Logic	\$ 31,178.79	\$ 1,005.83	\$ 7,820.88	\$ 6,589.11	\$ 3,616.36	\$ 1,246.39	\$ 8,412.01	\$ 622.27	\$ 5,817.14
Texpool	28.05								
NEX Bank Money Market	38,599.51	22,479.15							3,199.70
Southside Money Market	18,681.04	6,227.01							
06/21/2019 Tex Sec Bk #12409	8,795.60	8,795.60							
07/06/2019 Tex Sec Bk #12071	4,799.95		533.33						
Legacy Bank CD #6747	21,626.32	7,208.77		7,208.77			3,604.38		
Legacy Bank CD #7532	\$ 14,014.24	\$ 3,503.57		\$ 2,102.14			\$ 1,401.42		
Legacy Bank CD #8592									
Legacy Bank CD #8593									
Legacy Bank CD #8594									
Legacy Bank CD #8595									
Legacy Bank CD #8596									
Total	\$ 137,723.50	\$ 49,219.93	\$ 8,354.21	\$ 15,900.02	\$ 3,616.36	\$ 1,246.39	\$ 13,417.81	\$ 622.27	\$ 9,016.84
Security Type	Utility Capital Improvement 017	Solid Waste 019	Capital Projects Construction 026	Traffic Enforcement 031	Court Security 225	Juvenile Case Worker 230	Court Technology 235	Total	
Pooled Investments									
Logic	\$ 1,372.97	\$ 2,100.91	\$ 115.17	\$ 2,315.55	\$ 3,285.18	\$ 1,118.02	\$ 608.48	\$ 77,225.06	
Texpool								\$ 28.05	
NEX Bank Money Market			47,726.33					\$ 112,004.69	
Southside Money Market								\$ 24,908.05	
06/21/2019 Tex Sec Bk #12409								\$ 17,591.20	
07/09/2017 Tex Sec Bk #12071								\$ 5,333.28	
Legacy Bank CD #6747		\$ 3,604.37						\$ 43,252.61	
Legacy Bank CD #7532								\$ 21,021.37	
Legacy Bank CD #8592			\$ 33,523.29					\$ 33,523.29	
Legacy Bank CD #8593			\$ 20,265.20					\$ 20,265.20	
Legacy Bank CD #8594			\$ 20,643.29					\$ 20,643.29	
Legacy Bank CD #8595			\$ 13,863.01					\$ 13,863.01	
Legacy Bank CD #8596			\$ 7,057.53					\$ 7,057.53	
Total	\$1,372.97	\$5,705.28	\$143,193.82	\$2,315.55	\$3,285.18	\$1,118.02	\$608.48	\$ 396,716.63	