

INVESTMENT PORTFOLIO SUMMARY

City Of Duncanville, Texas



**For The Quarter Ended
March 31, 2019**



City Of Duncanville

Investment Officers Certification

City Of Duncanville , Texas
Investment Portfolio SummaryActivity
For The Quarter Ended
March 31, 2019

This report is prepared in accordance with chapter 2256 of the Texas Public Funds Investment Act ("PFIA").Section 2256.023(a) of the PFIA states that:"Not less than quarterly ,the investment officer shall prepare and submit to the governing body of the entity a written report of the investment transactions for all funds covered by this chapter for the preceding reporting period" This report is signed by the City Of Duncanville Investment officers and includes the disclosures required by the PFIA.

The investment portfolio complies with the PFIA and the City of Duncanville's approved investment policy and strategy throughout the period. All investment transactions made in the portfolio during this period were in full compliance with the PFIA and approved Investment policy.

Officers Names and titles:

**Kevin Hugman
City Manager**

**Richard Summerlin, CPA, CGFO
Finance Director**

**Paul Frederiksen
Assistant City Manager**

**Tia Pettis, CGFO
Assistant Finance Director**

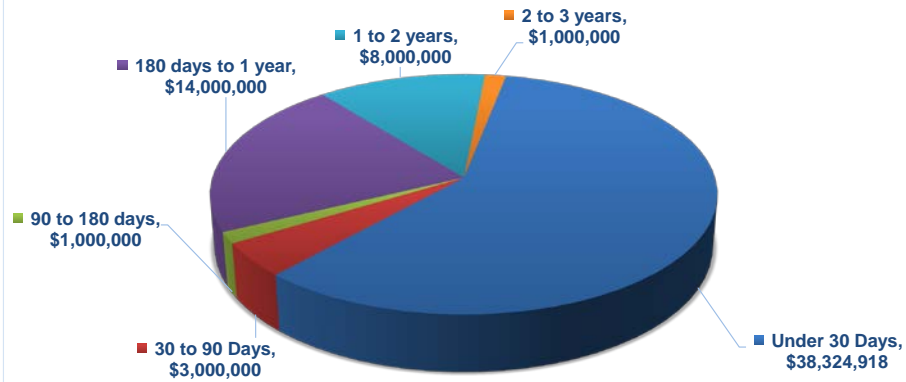


City Of Duncanville
 Executive Summary
 Investment Portfolio
 For the Quarter Ended
 March 31, 2019

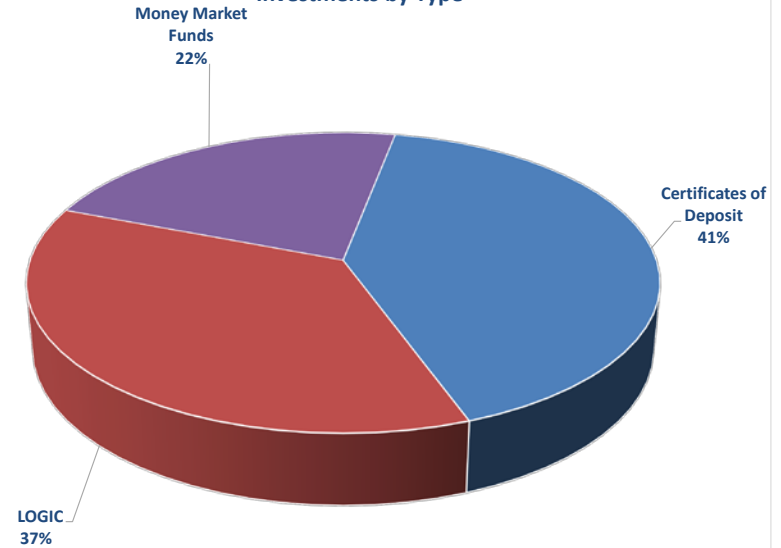
Account Summary

	Book Value	Market Value
Investments at 12/31/2018	\$ 37,708,646	\$ 37,708,646
Investment Purchases	47,816,271	47,816,271
Investment Maturities	20,200,000	20,200,000
Investments at 03/31/2019	\$ 65,324,917	\$ 65,324,917

Investments by Maturity

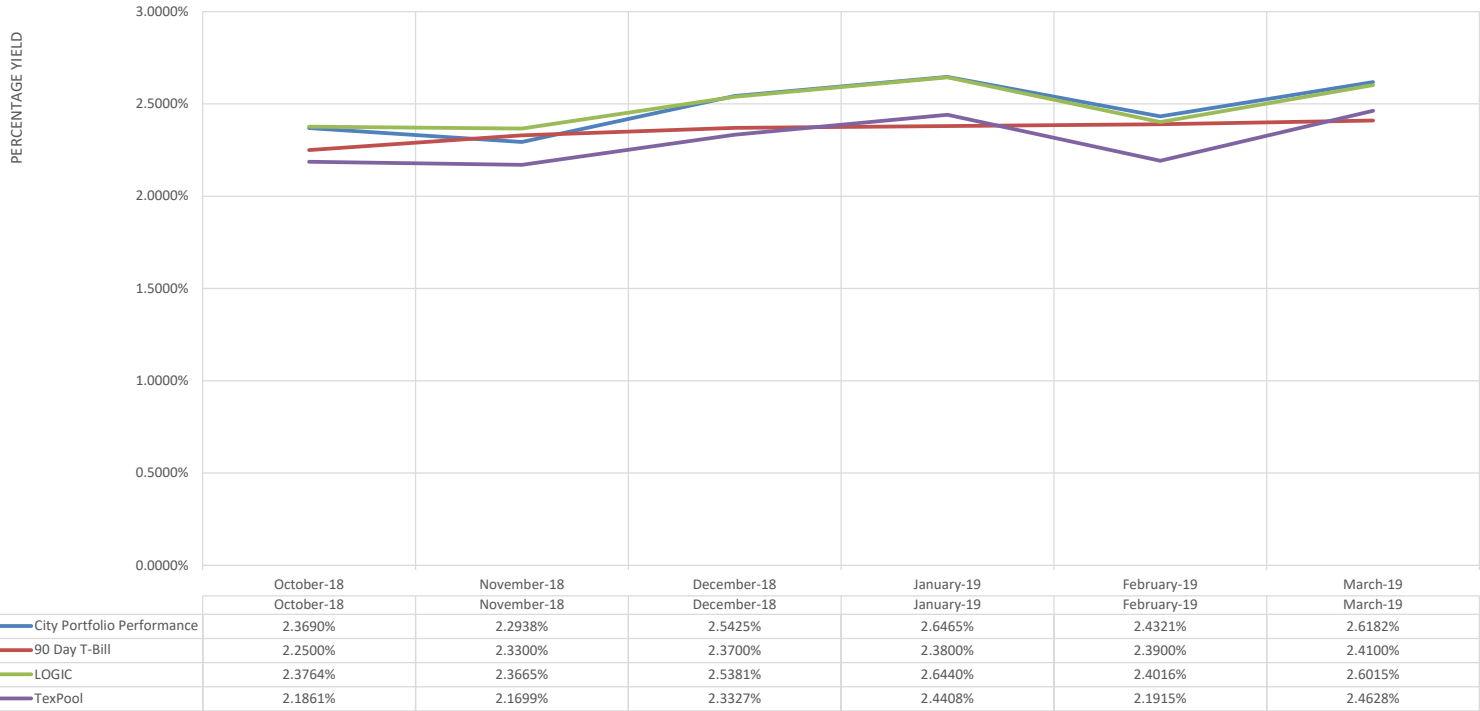


Investments by Type



**City of Duncanville Benchmark Comparison
Yield Summary For The Quarter Ended
March 31, 2019**

Earnings and Yield Summary Quarter Ended 03/31/2019 Plus Prior Quarter Ended 12/31/2018



City of Duncanville
Investment Portfolio Summary
For Quarter Ending
March 31, 2019

Purchase Date	Maturity Date	CD Number	Security Type	Par Value	Coupon	Purchase			Book Value	Gain / (loss)	Current D - T - M
						Price	Yield	Principal			
31-Mar-19	31-Mar-19	Open	LOGIC	\$ 23,798,594.73	2.55%	100.00	2.55%	\$ 23,798,594.73	\$ 23,798,594.73	\$ -	0
30-Sep-15	31-Mar-19	Open	Southside MM	4,183,334.13	2.50%	100.00	2.50%	4,183,334.13	4,183,334.13	-	0
30-Jun-17	31-Mar-19	Open	NEX Bank MM	10,338,058.57	2.61%	100.00	2.61%	10,338,058.57	10,338,058.57	-	0
31-Mar-19	31-Mar-19	Open	TEXPOOL	4,930.35	2.37%	100.00	2.37%	4,930.35	4,930.35	-	0
22-Jun-18	21-Jun-19	12188	Tex Sec CD	3,000,000.00	2.70%	100.00	2.70%	3,000,000.00	3,000,000.00	-	82
06-Jul-17	06-Jul-19	12071	Tex Sec CD	1,000,000.00	1.69%	100.00	1.69%	1,000,000.00	1,000,000.00	-	97
07-Nov-18	07-Nov-19	6747	Legacy Bank CD	6,000,000.00	2.86%	100.00	2.86%	6,000,000.00	6,000,000.00	-	221
09-Jan-19	09-Jan-20	7532	Legacy Bank CD	3,000,000.00	2.78%	100.00	2.78%	3,000,000.00	3,000,000.00	-	284
20-Mar-19	20-Mar-20	8592	Legacy Bank CD	5,000,000.00	2.66%	100.00	2.66%	5,000,000.00	5,000,000.00	-	355
20-Mar-19	19-Jun-20	8593	Legacy Bank CD	3,000,000.00	2.68%	100.00	2.68%	3,000,000.00	3,000,000.00	-	446
20-Mar-19	21-Dec-20	8594	Legacy Bank CD	3,000,000.00	2.73%	100.00	2.73%	3,000,000.00	3,000,000.00	-	631
20-Mar-19	19-Mar-21	8595	Legacy Bank CD	2,000,000.00	2.75%	100.00	2.75%	2,000,000.00	2,000,000.00	-	719
20-Mar-19	20-Sep-21	8596	Legacy Bank CD	1,000,000.00	2.80%	100.00	2.80%	1,000,000.00	1,000,000.00	-	904
TOTALS				\$ 65,324,917.78				\$ 65,324,917.78	\$ 65,324,917.78	-	

	Par Value	Percent
Under 30 Days	\$38,324,918	58.67%
30 to 90 Days	\$3,000,000	4.59%
90 to 180 days	\$1,000,000	1.53%
180 days to 1 year	\$14,000,000	21.43%
1 to 2 years	\$8,000,000	12.25%
2 to 3 years	\$1,000,000	1.53%
Totals	\$65,324,918	100.00%

	Percent	Book Value
U. S. Treasury Bills / Notes	0.00%	\$ -
U. S. Agencies & Instrumen	0.00%	-
Certificates of Deposit	41.33%	27,000,000.00
LOGIC	36.43%	23,798,594.73
TEXPOOL	0.01%	4,930.35
Money Market Funds	22.23%	14,521,392.70
Repurchase Agreements	0.00%	-
Totals	100.00%	\$ 65,324,917.78

MM Money Market Account
CD Certificates of Deposit
D - T - M Days To Maturity

City of Duncanville
Investment Transaction Detail Report
For Quarter Ending
March 31, 2019

Investment Purchase Transaction Information												
	Fund No.	Transactions										Total
Date Purchase												
Date Maturity												
CUSIP Number		Open	Southside	NEX Bank	Open	Legacy Bank	Legacy Bank	Legacy Bank	Legacy Bank	Legacy Bank	Legacy Bank	
Security Type		LOGIC	Money Market	Money Market	TexPool	CD #7532	CD #8592	CD #8593	CD #8594	CD #8595	CD #8596	
Par Value		\$ 30,722,860.17	\$ 26,107.01	\$ 67,274.91	\$ 29.04	\$ 3,000,000.00	\$ 5,000,000.00	\$ 3,000,000.00	\$ 3,000,000.00	\$ 2,000,000.00	\$ 1,000,000.00	\$ 47,816,271.13
Book Value		30,722,860.17	26,107.01	67,274.91	29.04	3,000,000.00	5,000,000.00	3,000,000.00	3,000,000.00	2,000,000.00	1,000,000.00	47,816,271.13
Market Value		30,722,860.17	26,107.01	67,274.91	29.04	3,000,000.00	5,000,000.00	3,000,000.00	3,000,000.00	2,000,000.00	1,000,000.00	47,816,271.13
General	001	6,048,060.24	19,580.26	40,398.95	29.04	2,000,000.00						\$ 8,108,068.49
Utility	002	1,507,762.77	6,526.75	23,527.09	-	\$ 500,000.00						\$ 2,037,816.61
Debt Services	005	410,357.43	-	-	-							\$ 410,357.43
Employee Benefit	007	406,422.47	-	-	-	\$ 300,000.00						\$ 706,422.47
Self Ins.	008	3,857.90	-	-	-							\$ 3,857.90
Hotel/Motel Tax	010	1,329.62	-	-	-							\$ 1,329.62
Economic Development	012	308,367.12	-	-	-	\$ 200,000.00						\$ 508,367.12
Grant Fund	013	-	-	-	-							\$ -
Community Services	014	108.49	-	-	-							\$ 108.49
Drainage Fees	015	663.83	-	-	-							\$ 663.83
Capital Replacement	016	106,003.44	-	3,348.87	-							\$ 109,352.31
Utility Capital Improvement	017	1,464.68	-	-	-							\$ 1,464.68
Court Technology	235	100,446.88	-	-	-							\$ 100,446.88
Solid Waste	019	102,038.99	-	-	-							\$ 102,038.99
Street	020	-	-	-	-							\$ -
Drainage Const.	023	-	-	-	-							\$ -
Parks	024	-	-	-	-							\$ -
Capital Improvement	025	-	-	-	-							\$ -
Capital Projects Construction	026	21,619,011.05	-	-	-		\$ 5,000,000.00	\$ 3,000,000.00	\$ 3,000,000.00	\$ 2,000,000.00	\$ 1,000,000.00	\$ 35,619,011.05
Traffic Enforcement Program	031	2,470.22	-	-	-							\$ 2,470.22
Court Security	225	103,302.37	-	-	-							\$ 103,302.37
Juvenile Case Manager	230	1,192.67	-	-	-							\$ 1,192.67
EDC C.O. CIP	455	-	-	-	-							\$ -

Investment Maturities Transaction Information				
	Fund No.	Transactions	Transactions	Total
Date Purchase				
Date Maturity				
CUSIP Number		Open	Third Coast	
Security Type		LOGIC	CD #27836	
Par Value		\$ 18,200,000.00	\$ 2,000,000.00	\$ 20,200,000.00
Book Value		18,200,000.00	2,000,000.00	20,200,000.00
Market Value		18,200,000.00	2,000,000.00	20,200,000.00
General	001	2,800,000.00	2,000,000.00	4,800,000.00
Utility	002	1,400,000.00	-	1,400,000.00
Debt Services	005	-	-	-
Employee Benefit	007	-	-	-
Self Ins.	008	-	-	-
Hotel/Motel Tax	010	-	-	-
Economic Development	012	-	-	-
Grant Fund	013	-	-	-
Community Services	014	-	-	-
Drainage Fees	015	-	-	-
Capital Replacement	016	-	-	-
Utility Capital Improvement	017	-	-	-
Court Technology	018	-	-	-
Solid Waste	019	-	-	-
Street	020	-	-	-
Drainage Const.	023	-	-	-
Parks	024	-	-	-
Capital Improvement	025	-	-	-
Capital Projects Construction	026	14,000,000.00	-	14,000,000.00
Traffic Enforcement Program	031	-	-	-
Court Security	225	-	-	-
Juvenile Case Manager	230	-	-	-
EDC C.O. CIP	455	-	-	-

City of Duncanville
Schedule of Market Value of Investments
By Maturity Dates and Fund
For Quarter Ending
March 31, 2019

	Fund No.				22-Jun-18	06-Jul-17	06-Oct-17	07-Nov-18	09-Jan-19	20-Mar-19	20-Mar-19	20-Mar-19	20-Mar-19	20-Mar-19	Total	
					21-Jun-19	06-Jul-19	06-Jan-19	07-Nov-19	09-Jan-20	20-Mar-20	19-Jun-20	21-Dec-20	19-Mar-21	20-Sep-21		
		Open	Open	Open	Open	CD # 12188	CD # 12071	CD	CD #6747	CD #7532	CD #8592	CD #8593	CD #8594	CD #8595	CD #8596	
		LOGIC	TexPool	Southside MM	Nex Bank MM	TX SEC BANK	TX SEC BANK	Third Coast Bank	Legacy Bank	Legacy Bank	Legacy Bank	Legacy Bank	Legacy Bank	Legacy Bank	Legacy Bank	
Par Value		\$ 23,798,594.73	\$ 4,930.35	\$ 4,183,334.13	\$ 10,338,058.57	\$ 3,000,000.00	\$ 1,000,000.00	\$ -	\$ 6,000,000.00	\$ 3,000,000.00	\$ 5,000,000.00	\$ 3,000,000.00	\$ 3,000,000.00	\$ 2,000,000.00	\$ 1,000,000.00	\$ 65,324,917.78
Beginning Book Value		11,275,734.56	4,901.31	4,157,227.12	10,270,783.66	3,000,000.00	1,000,000.00	2,000,000.00	6,000,000.00	-	-	-	-	-	-	\$ 37,708,646.65
Beginning Market Value		11,275,734.56	4,901.31	4,157,227.12	10,270,783.66	3,000,000.00	1,000,000.00	2,000,000.00	6,000,000.00	-	-	-	-	-	-	\$ 37,708,646.65
Ending Book Value		23,798,594.73	4,930.35	4,183,334.13	10,338,058.57	3,000,000.00	1,000,000.00	-	6,000,000.00	3,000,000.00	5,000,000.00	3,000,000.00	3,000,000.00	2,000,000.00	1,000,000.00	\$ 65,324,917.78
Ending Market Value		23,798,594.73	4,930.35	4,183,334.13	10,338,058.57	3,000,000.00	1,000,000.00	-	6,000,000.00	3,000,000.00	5,000,000.00	3,000,000.00	3,000,000.00	2,000,000.00	1,000,000.00	\$ 65,324,917.78
General	001	7,569,530.06	4,930.35	3,137,500.60	6,208,060.56	1,500,000.00	900,000.00	-	3,000,000.00	2,000,000.00	-	-	3,000,000.00	2,000,000.00	1,000,000.00	\$ 24,320,021.58
Utility	002	865,382.32	-	1,045,833.53	3,615,380.96	1,500,000.00	-	-	1,000,000.00	500,000.00	-	-	-	-	-	\$ 8,526,596.81
Debt Services	005	1,602,740.33	-	-	-	-	100,000.00	-	-	-	-	-	-	-	-	\$ 1,702,740.33
Employee Benefit	007	1,087,721.82	-	-	-	-	-	-	1,000,000.00	300,000.00	-	-	-	-	-	\$ 2,387,721.82
Self Ins.	008	596,985.00	-	-	-	-	-	-	-	-	-	-	-	-	-	\$ 596,985.00
Hotel/Motel Tax	010	205,750.10	-	-	-	-	-	-	-	-	-	-	-	-	-	\$ 205,750.10
Economic Development	012	1,388,641.79	-	-	-	-	-	-	500,000.00	200,000.00	-	-	-	-	-	\$ 2,088,641.79
Grant Fund	013	-	-	-	-	-	-	-	-	-	-	-	-	-	-	\$ -
Community Services	014	16,786.91	-	-	-	-	-	-	-	-	-	-	-	-	-	\$ 16,786.91
Drainage Fees	015	102,723.20	-	-	-	-	-	-	-	-	-	-	-	-	-	\$ 102,723.20
Capital Replacement	016	960,286.43	-	-	514,617.05	-	-	-	-	-	-	-	-	-	-	\$ 1,474,903.47
Utility Capital Improvement	017	226,648.83	-	-	-	-	-	-	-	-	-	-	-	-	-	\$ 226,648.83
Court Technology	235	100,446.88	-	-	-	-	-	-	-	-	-	-	-	-	-	\$ 100,446.88
Solid Waste	019	346,816.08	-	-	-	-	-	-	500,000.00	-	-	-	-	-	-	\$ 846,816.08
Street	020	-	-	-	-	-	-	-	-	-	-	-	-	-	-	\$ -
Parks	024	-	-	-	-	-	-	-	-	-	-	-	-	-	-	\$ -
Capital Improvement	025	-	-	-	-	-	-	-	-	-	-	-	-	-	-	\$ -
Capital Projects Construction	026	7,619,011.05	-	-	-	-	-	-	-	5,000,000.00	3,000,000.00	3,000,000.00	2,000,000.00	1,000,000.00	-	\$ 21,619,011.05
Traffic Enforcement Program	031	382,248.81	-	-	-	-	-	-	-	-	-	-	-	-	-	\$ 382,248.81
Abandoned Asset Forfeiture	050	-	-	-	-	-	-	-	-	-	-	-	-	-	-	\$ -
State Asset Forfeiture	051	-	-	-	-	-	-	-	-	-	-	-	-	-	-	\$ -
Federal Asset Forfeiture	052	-	-	-	-	-	-	-	-	-	-	-	-	-	-	\$ -
Court Security	225	542,314.22	-	-	-	-	-	-	-	-	-	-	-	-	-	\$ 542,314.22
Juvenile Case Manager	230	184,560.90	-	-	-	-	-	-	-	-	-	-	-	-	-	\$ 184,560.90
EDC C.O. CIP	455	-	-	-	-	-	-	-	-	-	-	-	-	-	-	\$ -

City of Duncanville
Investment Interest Revenue Report
For Quarter Ending
March 31, 2019

Security Type	General 001	Utility 002	Debt Service 005	Employee Benefit 007	Self - Ins. 008	Hotel / Motel Tax 010	Economic Development 012	Grant Funds 013	Community Services 014
Pooled Investments									
Logic	\$ 48,060.24	\$ 7,762.77	\$ 10,357.43	\$ 6,422.47	\$ 3,857.90	\$ 1,329.62	\$ 8,367.12		\$ 108.49
Texpool	29.04								
NEX Bank Money Market	40,398.95	23,527.09							
Southside Money Market	19,580.26	6,526.75							
06/21/2018 Tex Sec Bk #12188	10,013.74	10,013.74							
07/09/2017 Tex Sec Bk #12071	3,748.20		416.47						
Third Coast BK CD	629.78								
Legacy Bank CD #6747	21,156.18	7,052.05		7,052.05			3,526.03		
Legacy Bank CD #7532	\$ 12,338.63	\$ 3,084.65		\$ 1,850.79			\$ 1,233.88		
Legacy Bank CD #8592									
Legacy Bank CD #8593									
Legacy Bank CD #8594									
Legacy Bank CD #8595									
Legacy Bank CD #8596									
Total	\$ 155,955.02	\$ 57,967.05	\$ 10,773.90	\$ 15,325.31	\$ 3,857.90	\$ 1,329.62	\$ 13,127.03	\$ -	\$ 108.49

Security Type	Drainage Fees 015	Capital Replacement 016	Utility Capital Improvement 017	Court Technology 235	Solid Waste 019	Street 020	Parks 024	Capital Improvements 025	Capital Projects Construction 026	Traffic Enforcement 031
Pooled Investments										
Logic	\$ 663.83	\$ 6,003.44	\$ 1,464.68	\$ 446.88	\$ 2,038.99				\$ 19,011.05	\$ 2,470.22
Texpool										
NEX Bank Money Market		3,348.87								
Southside Money Market										
06/21/2018 Tex Sec Bk #12188										
07/09/2017 Tex Sec Bk #12071										
Third Coast BK CD										
Legacy Bank CD #6747					\$ 3,526.03					
Legacy Bank CD #7532										
Legacy Bank CD #8592									\$ 4,008.22	
Legacy Bank CD #8593									\$ 2,423.02	
Legacy Bank CD #8594									\$ 2,468.21	
Legacy Bank CD #8595									\$ 1,657.53	
Legacy Bank CD #8596									\$ 843.84	
Total	\$663.83	\$9,352.31	\$1,464.68	\$446.88	\$5,565.02	\$0.00	\$0.00	\$0.00	\$30,411.87	\$2,470.22

Security Type	State Asset Forfeiture 051	Federal Asset Forfeiture 052	Court Security 225	Juvenile Case Worker 230	EDC CIP 455	Total
Pooled Investments						
Logic			\$ 3,302.37	\$ 1,192.67		\$ 122,860.17
Texpool						\$ 29.04
NEX Bank Money Market						\$ 67,274.91
Southside Money Market						\$ 26,107.01
06/21/2018 Tex Sec Bk #12188						\$ 20,027.48
07/09/2017 Tex Sec Bk #12071						\$ 4,164.67
Third Coast BK CD						\$ 629.78
Legacy Bank CD #6747						\$ 42,312.34
Legacy Bank CD #7532						\$ 18,507.95
Legacy Bank CD #8592						\$ 4,008.22
Legacy Bank CD #8593						\$ 2,423.02
Legacy Bank CD #8594						\$ 2,468.21
Legacy Bank CD #8595						\$ 1,657.53
Legacy Bank CD #8596						\$ 843.84
Total	\$ -	\$ -	\$ 3,302.37	\$ 1,192.67	\$ -	\$ 313,314.17