

INVESTMENT PORTFOLIO SUMMARY

City Of Duncanville, Texas



**For The Quarter Ended
December 31, 2019**

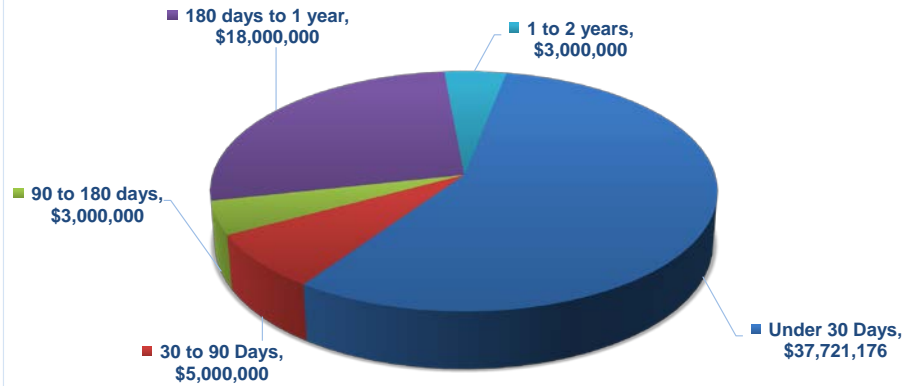


City of Duncanville
 Executive Summary
 Investment Portfolio
 For the Quarter Ended
 December 31, 2019

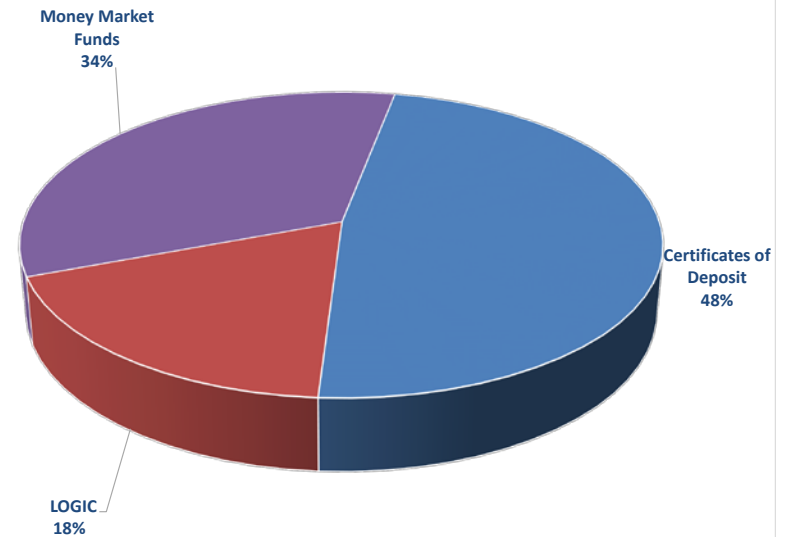
Account Summary

	Book Value	Market Value
Investments at 09/30/2019	\$ 61,278,391	\$ 61,278,391
Investment Purchases	18,442,785	18,442,785
Investment Maturities	13,000,000	13,000,000
Investments at 12/31/2019	\$ 66,721,176	\$ 66,721,176

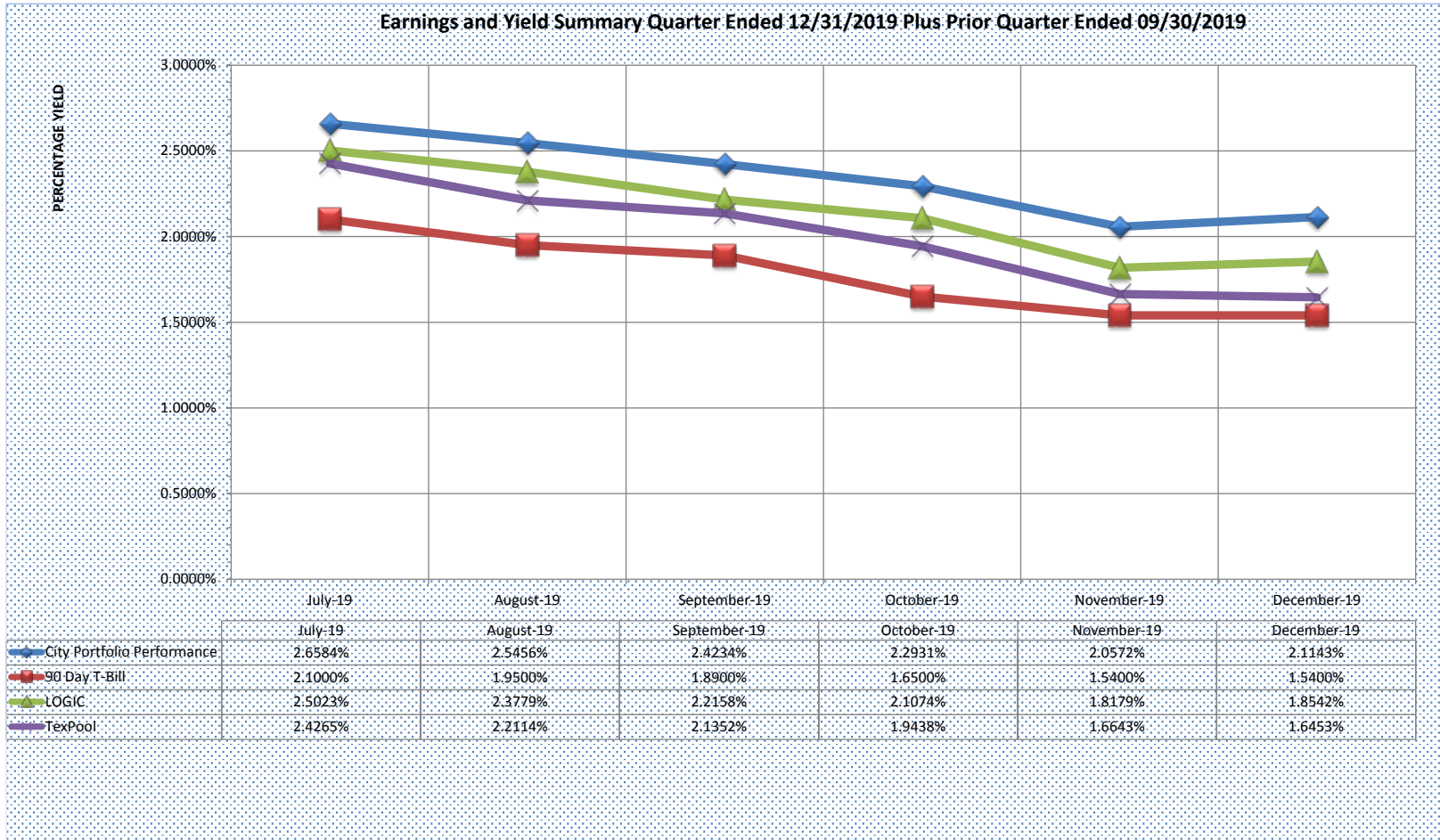
Investments by Maturity



Investments by Type



**City of Duncanville Benchmark Comparison
Yield Summary For The Quarter Ended
December 31, 2019**



City of Duncanville
Investment Portfolio Summary
For Quarter Ending
December 31, 2019

Purchase Date	Maturity Date	CD Number	Security Type	Par Value	Coupon	Purchase			Book Value	Gain / (loss)	Current D - T - M
						Price	Yield	Principal			
31-Dec-19	31-Dec-19	Open	LOGIC	\$ 12,206,112.72	1.93%	100.00	1.93%	\$ 12,206,112.72	\$ 12,206,112.72		0
30-Sep-15	31-Dec-19	Open	Southside MM	4,254,767.98	1.87%	100.00	1.87%	4,254,767.98	4,254,767.98		0
30-Jun-17	31-Dec-19	Open	NEX Bank MM	18,255,285.63	1.92%	100.00	1.92%	18,255,285.63	18,255,285.63		0
31-Dec-19	31-Dec-19	Open	TEXPOOL	5,009.90	1.75%	100.00	1.75%	5,009.90	5,009.90		0
09-Jan-19	09-Jan-20	7532	Legacy Bank CD	3,000,000.00	2.78%	100.00	2.78%	3,000,000.00	3,000,000.00		9
20-Mar-19	20-Mar-20	8592	Legacy Bank CD	5,000,000.00	2.66%	100.00	2.66%	5,000,000.00	5,000,000.00		80
20-Mar-19	19-Jun-20	8593	Legacy Bank CD	3,000,000.00	2.68%	100.00	2.68%	3,000,000.00	3,000,000.00		171
06-Jul-19	06-Jul-20	12071	Tex Sec CD	1,000,000.00	2.15%	100.00	2.15%	1,000,000.00	1,000,000.00		188
21-Jun-19	21-Sep-20	12409	Tex Sec CD	3,000,000.00	2.32%	100.00	2.32%	3,000,000.00	3,000,000.00		265
15-Oct-19	15-Oct-20	10629	Southside CD	5,000,000.00	1.80%	100.00	1.80%	5,000,000.00	5,000,000.00		289
13-Nov-19	13-Nov-20	12311	Southside CD	6,000,000.00	1.72%	100.00	1.72%	6,000,000.00	6,000,000.00		318
20-Mar-19	21-Dec-20	8594	Legacy Bank CD	3,000,000.00	2.73%	100.00	2.73%	3,000,000.00	3,000,000.00		356
20-Mar-19	19-Mar-21	8595	Legacy Bank CD	2,000,000.00	2.75%	100.00	2.75%	2,000,000.00	2,000,000.00		444
20-Mar-19	20-Sep-21	8596	Legacy Bank CD	1,000,000.00	2.80%	100.00	2.80%	1,000,000.00	1,000,000.00		629
TOTALS				\$ 66,721,176.23				\$ 66,721,176.23	\$ 66,721,176.23		

	Par Value	Percent
Under 30 Days	\$ 37,721,176	56.54%
30 to 90 Days	\$ 5,000,000	7.49%
90 to 180 days	\$ 3,000,000	4.50%
180 days to 1 year	\$ 18,000,000	26.98%
1 to 2 years	\$ 3,000,000	4.50%
2 to 3 years		0.00%
Totals	\$ 66,721,176	100.00%

	Percent	Book Value
U. S. Treasury Bills / Notes	0.00%	
U. S. Agencies & Instrumen	0.00%	
Certificates of Deposit	47.96%	\$ 32,000,000
LOGIC	18.29%	\$ 12,206,113
TEXPOOL	0.01%	\$ 5,010
Money Market Funds	33.74%	\$ 22,510,054
Repurchase Agreements	0.00%	
Totals	100.00%	\$ 66,721,176

MM Money Market Account
CD Certificates of Deposit
D - T - M Days To Maturity

City of Duncanville
Investment Transaction Detail Report
For Quarter Ending
December 31, 2019

Investment Purchase Transaction Information								
	Fund No.	Transactions						Total
Date Purchase								
Date Maturity								
CUSIP Number		Open	Southside	NEX Bank	Open	Southside	Southside	
Security Type		LOGIC	Money Market	Money Market	TexPool	CD #10629	CD #12311	
Par Value		\$ 7,335,369.81	\$ 19,843.34	\$ 87,549.78	\$ 21.87	\$ 5,000,000.00	\$ 6,000,000.00	
Book Value		7,335,369.81	19,843.34	87,549.78	21.87	5,000,000.00	6,000,000.00	
Market Value		7,335,369.81	19,843.34	87,549.78	21.87	5,000,000.00	6,000,000.00	
General	001	4,505,941.04	14,882.51	30,270.88	21.87	5,000,000.00	4,000,000.00	
Utility	002	2,403,037.96	4,960.83	17,628.81			2,000,000.00	
Debt Services	005	102,351.06					102,351.06	
Employee Benefit	007	304,036.56					304,036.56	
Comp. Self Ins.	008	2,714.13					2,714.13	
Hotel/Motel Tax	010	852.34					852.34	
Economic Development	012	3,796.82					3,796.82	
Grant Fund	013						-	
Drainage Fees	015	558.70					558.70	
Capital Replacement	016	3,616.31		2,509.30			6,125.61	
Utility Capital Improvement	017	965.99					965.99	
Court Technology	235	546.19					546.19	
Solid Waste	019	1,886.95					1,886.95	
Street	020						-	
Parks	024						-	
Capital Improvement	025						-	
Capital Projects Construction	026	103.78		37,140.79			37,244.57	
Traffic Enforcement Program	031	1,544.62					1,544.62	
Court Security	225	2,413.58					2,413.58	
Juvenile Case Manager	230	1,003.78					1,003.78	

Investment Maturities Transaction Information				
	Fund No.	Transactions		Total
Date Purchase				
Date Maturity				
CUSIP Number		Open	Legacy	
Security Type		LOGIC	CD #6747	
Par Value		\$ 7,000,000.00	\$ 6,000,000.00	\$ 13,000,000.00
Book Value		7,000,000.00	6,000,000.00	13,000,000.00
Market Value		7,000,000.00	6,000,000.00	13,000,000.00
General	001	4,500,000.00	3,000,000.00	7,500,000.00
Utility	002		1,000,000.00	1,000,000.00
Debt Services	005	200,000.00		200,000.00
Employee Benefit	007	400,000.00	1,000,000.00	1,400,000.00
Comp. Self Ins.	008	200,000.00		200,000.00
Hotel/Motel Tax	010	100,000.00		100,000.00
Economic Development	012	800,000.00	500,000.00	1,300,000.00
Grant Fund	013			-
Drainage Fees	015			-
Capital Replacement	016	400,000.00		400,000.00
Utility Capital Improvement	017	100,000.00		100,000.00
Court Technology	235			-
Solid Waste	019		500,000.00	500,000.00
Street	020			-
Parks	024			-
Capital Improvement	025			-
Capital Projects Construction	026			-
Traffic Enforcement Program	031	200,000.00		200,000.00
Court Security	225	100,000.00		100,000.00
Juvenile Case Manager	230			-

City of Duncanville
Schedule of Market Value of Investments
By Maturity Dates and Fund
For Quarter Ending
December 31, 2019

	Fund No.					21-Jun-19	06-Jul-19	07-Nov-18	09-Jan-19
Date Purchase						21-Sep-20	06-Jul-20	07-Nov-19	09-Jan-20
Date Maturity									
CUSIP Number		Open	Open	Open	Open	CD # 12409	CD # 12071	CD #6747	CD #7532
Security Type		LOGIC	TexPool	Southside MM	Nex Bank MM	TX SEC BANK	TX SEC BANK	Legacy Bank	Legacy Bank
Par Value		\$ 12,206,112.72	\$ 5,009.90	\$ 4,254,767.98	\$ 18,255,285.63	\$ 3,000,000.00	\$ 1,000,000.00		\$ 3,000,000.00
Beginning Book Value		11,870,742.91	4,988.03	4,234,924.64	18,167,735.85	3,000,000.00	1,000,000.00	\$ 6,000,000.00	3,000,000.00
Beginning Market Value		11,870,742.91	4,988.03	4,234,924.64	18,167,735.85	3,000,000.00	1,000,000.00	6,000,000.00	3,000,000.00
Ending Book Value		12,206,112.72	5,009.90	4,254,767.98	18,255,285.63	3,000,000.00	1,000,000.00		3,000,000.00
Ending Market Value		12,206,112.72	5,009.90	4,254,767.98	18,255,285.63	3,000,000.00	1,000,000.00		3,000,000.00
General	001	4,866,635.90	5,009.90	3,191,075.99	6,318,030.21	1,500,000.00	900,000.00		2,000,000.00
Utility	002	2,571,157.39		1,063,691.99	3,679,423.85	1,500,000.00			500,000.00
Debt Services	005	523,255.17					100,000.00		
Employee Benefit	007	1,005,366.85							300,000.00
Comp. Self Ins.	008	407,167.99							
Hotel/Motel Tax	010	109,176.57							
Economic Development	012	609,811.88							200,000.00
Drainage Fees	015	104,567.08							
Capital Replacement	016	575,916.86			523,732.98				
Utility Capital Improvement	017	130,450.41							
Court Technology	235	102,249.76							
Solid Waste	019	353,042.04							
Capital Projects Construction	026	19,352.68			7,734,098.59				
Traffic Enforcement Program	031	188,575.73							
Court Security	225	451,512.67							
Juvenile Case Manager	230	187,873.74							

	Fund No.								Total
Date Purchase		20-Mar-19	20-Mar-19	20-Mar-19	20-Mar-19	20-Mar-19	15-Oct-19	13-Nov-19	
Date Maturity		20-Mar-20	19-Jun-20	21-Dec-20	19-Mar-21	20-Sep-21	15-Oct-20	13-Nov-20	
CUSIP Number		CD #8592	CD #8593	CD #8594	CD #8595	CD #8596	CD #10629	CD #12311	
Security Type		Legacy Bank	Legacy Bank	Legacy Bank	Legacy Bank	Legacy Bank	Southside	Southside	
Par Value		\$ 5,000,000.00	\$ 3,000,000.00	\$ 3,000,000.00	\$ 2,000,000.00	\$ 1,000,000.00	\$ 5,000,000.00	\$ 6,000,000.00	\$ 66,721,176.23
Beginning Book Value		5,000,000.00	3,000,000.00	3,000,000.00	2,000,000.00	1,000,000.00			61,278,391.43
Beginning Market Value		5,000,000.00	3,000,000.00	3,000,000.00	2,000,000.00	1,000,000.00			61,278,391.43
Ending Book Value		5,000,000.00	3,000,000.00	3,000,000.00	2,000,000.00	1,000,000.00	5,000,000.00	6,000,000.00	66,721,176.23
Ending Market Value		5,000,000.00	3,000,000.00	3,000,000.00	2,000,000.00	1,000,000.00	5,000,000.00	6,000,000.00	66,721,176.23
General	001						5,000,000.00	4,000,000.00	27,780,752.00
Utility	002							2,000,000.00	11,314,273.23
Debt Services	005								623,255.17
Employee Benefit	007								1,305,366.85
Comp. Self Ins.	008								407,167.99
Hotel/Motel Tax	010								109,176.57
Economic Development	012								809,811.88
Drainage Fees	015								104,567.08
Capital Replacement	016								1,099,649.84
Utility Capital Improvement	017								130,450.41
Court Technology	235								102,249.76
Solid Waste	019								353,042.04
Capital Projects Construction	026	5,000,000.00	3,000,000.00	3,000,000.00	2,000,000.00	1,000,000.00			21,753,451.27
Traffic Enforcement Program	031								188,575.73
Court Security	225								451,512.67
Juvenile Case Manager	230								187,873.74

**City of Duncanville
Investment Interest Revenue Report
For Quarter Ending
December 31, 2019**

Security Type	General 001	Utility 002	Debt Service 005	Employee Benefit 007	Comp. Self - Ins. 008	Hotel / Motel Tax 010	Economic Development 012	Drainage Fees 015	Capital Replacement 016
Pooled Investments									
Logic	\$ 5,941.04	\$ 3,037.96	\$ 2,351.06	\$ 4,036.56	\$ 2,714.13	\$ 852.34	\$ 3,796.82	\$ 558.70	\$ 3,616.31
Texpool	21.87								
NEX Bank Money Market	30,270.88	17,628.81							2,509.30
Southside Money Market	14,882.51	4,960.83							
Tex Sec Bk #12409	8,795.59	8,795.59							
Tex Sec Bk #12071	4,877.27		541.91						
Legacy Bank CD #6747	8,834.58	2,944.20		2,944.20			1,473.08		
Legacy Bank CD #7532	14,014.24	3,503.57		2,102.14			1,401.42		
Legacy Bank CD #8592									
Legacy Bank CD #8593									
Legacy Bank CD #8594									
Legacy Bank CD #8595									
Legacy Bank CD #8596									
Southside CD #10629	19,232.88								
Southside CD #12311	9,236.17	4,618.08							
Total	\$ 116,107.03	\$ 45,489.04	\$ 2,892.97	\$ 9,082.90	\$ 2,714.13	\$ 852.34	\$ 6,671.32	\$ 558.70	\$ 6,125.61

Security Type	Utility Capital Improvement 017	Solid Waste 019	Capital Projects Construction 026	Traffic Enforcement 031	Court Security 225	Juvenile Case Worker 230	Court Technology 235	Total
Pooled Investments								
Logic	\$ 965.99	\$ 1,886.95	\$ 103.78	\$ 1,544.62	\$ 2,413.58	\$ 1,003.78	\$ 546.19	\$ 35,369.81
Texpool								21.87
NEX Bank Money Market			37,140.79					87,549.78
Southside Money Market								19,843.34
Tex Sec Bk #12409								17,591.18
Tex Sec Bk #12071								5,419.18
Legacy Bank CD #6747		1,473.09						17,669.15
Legacy Bank CD #7532								21,021.37
Legacy Bank CD #8592			33,523.29					33,523.29
Legacy Bank CD #8593			20,265.20					20,265.20
Legacy Bank CD #8594			20,643.29					20,643.29
Legacy Bank CD #8595			13,863.01					13,863.01
Legacy Bank CD #8596			7,057.53					7,057.53
Southside CD #10629								19,232.88
Southside CD #12311								13,854.25
Total	\$965.99	\$3,360.04	\$132,596.89	\$1,544.62	\$2,413.58	\$1,003.78	\$546.19	\$ 332,925.13