

# INVESTMENT PORTFOLIO SUMMARY

## City Of Duncanville, Texas



**For The Quarter Ended  
September 30, 2017**



# City Of Duncanville

## Investment Officers Certification

---

City Of Duncanville , Texas  
Investment Portfolio SummaryActivity  
For The Quarter Ended  
September 30, 2017

This report is prepared in accordance with chapter 2256 of the Texas Public Funds Investment Act ("PFIA").Section 2256.023(a) of the PFIA states that:"Not less than quarterly ,the investment officer shall prepare and submit to the governing body of the entity a written report of the investment transactions for all funds covered by this chapter for the preceding reporting period" This report is signed by the City Of Duncanville Investment officers and includes the disclosures required by the PFIA.

The investment portfolio complies with the PFIA and the City of Duncanville's approved investment policy and strategy throughout the period. All investment transactions made in the portfolio during this period were in full compliance with the PFIA and approved Investment policy.

**Officers Names and titles:**

---

**Kevin Hugman  
City Manager**

---

**Richard Summerlin, CPA, CGFO  
Finance Director**

---

**Paul Frederiksen  
Assistant City Manager**

---

**Tia Pettis, CGFO  
Assistant Finance Director**



City Of Duncanville

Executive Summary

Investment Portfolio

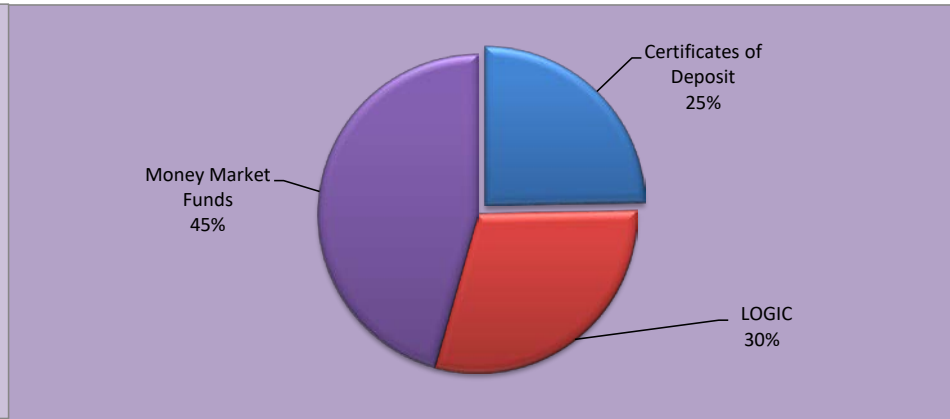
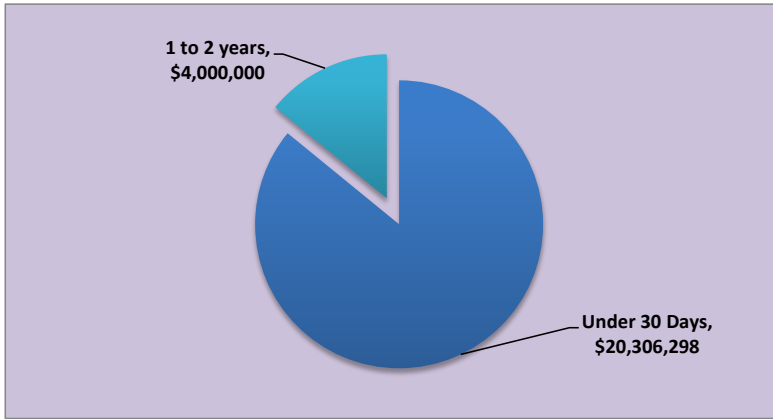
For the Quarter Ended

September 30, 2017

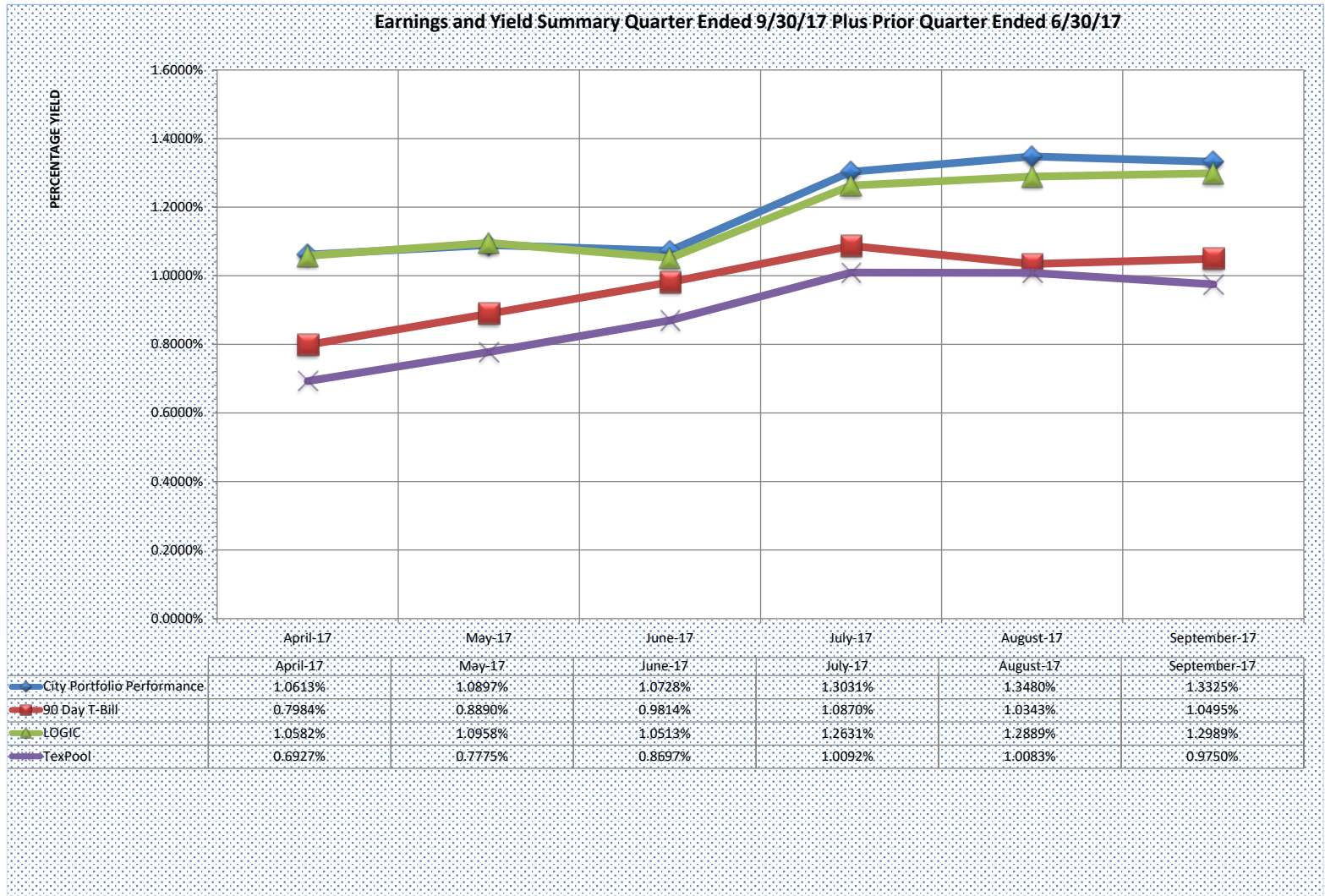
**Account Summary**

	<u>Book Value</u>	<u>Market Value</u>
Investment Beginning 6/30/17	\$ 25,243,307	\$ 25,243,307
Investment Purchases	62,991	62,991
Investment Maturities	1,000,000	1,000,000
Investment at end 9/30/2017	\$ 24,306,298	\$ 24,306,298

**Distribution by Maturity** **Distribution by Investment Type**



### City of Duncanville Benchmark Comparison Yield Summary For The Quarter Ended September 30, 2017



**City of Duncanville**  
**Investment Portfolio Summary**  
**For Quarter Ending**  
**December 31, 2017**

Purchase Date	Maturity Date	CD Number	Security Type	Par Value	Coupon	Purchase			Book Value	Gain / (loss)	Current D - T - M
						Price	Yield	Principal			
31-Dec-17	31-Dec-17	Open	LOGIC	\$ 8,229,081.47	1.284%	100.000	1.284%	\$ 8,229,081.47	\$ 8,229,081.47	\$ -	0
30-Sep-15	31-Dec-17	Open	Southside MM	4,076,836.78	1.020%		1.020%	4,076,836.78	4,076,836.78	-	0
30-Jun-17	31-Dec-17	Open	NEX Bank MM	10,058,122.90	1.460%		1.460%	10,058,122.90	10,058,122.90	-	0
31-Dec-17	31-Dec-17	Open	TEXPOOL	4,813.23	0.998%	100.000	0.998%	4,813.23	4,813.23	-	0
30-Sep-15	30-Sep-17	3851-11202078	Comerica CD	2,000,000.00	0.590%	100.000	0.590%	2,000,000.00	2,000,000.00	-	-92
06-Jul-17	06-Jul-19	12071	Tex Sec CD	4,000,000.00	0.850%	100.000	0.850%	4,000,000.00	4,000,000.00	-	552
TOTALS				\$ 28,368,854.38				\$ 28,368,854.38	\$ 28,368,854.38	\$ -	

Distribution by Maturity		
	Par Value	Percent
Under 30 Days	\$ 24,368,854.38	85.90%
30 to 90 Days	-	0.00%
90 to 180 days	-	0.00%
180 days to 1 year	-	0.00%
1 to 2 years	4,000,000.00	14.10%
Totals	\$ 28,368,854.38	100.00%

Distribution by Investment Type		
	Percent	Book Value
U. S. Treasury Bills / Notes / Bonds	0.00%	\$ -
U. S. Agencies & Instrumentalities	0.00%	-
Certificates of Deposit	21.15%	6,000,000.00
LOGIC	29.01%	8,229,081.47
TEXPOOL	0.02%	4,813.23
Money Market Funds	49.83%	14,134,959.68
Repurchase Agreements	0.00%	-
Totals	100.00%	\$ 28,368,854.38

MM Money Market Account  
CD Certificates of Deposit  
D - T - M Days To Maturity

**City of Duncanville**  
**Investment Transaction Detail Report**  
**For Quarter Ending**  
**December 31, 2017**

Investment Purchase Transaction Information						
	Fund No.	Transactions				Total
Date Purchase						
Date Maturity						
CUSIP Number		Open	Southside	NEX Bank	Open	
Security Type		LOGIC	Money Market	Money Market	TexPool	
Par Value		\$ 5,017,979.92	\$ 11,664.73	\$ 26,072.63	\$ 11.96	\$ 5,055,729.24
Book Value		5,017,979.92	11,664.73	26,072.63	11.96	5,055,729.24
Market Value		5,017,979.92	11,664.73	26,072.63	11.96	5,055,729.24
General	001	8,054.08	8,748.55	18,623.31	11.96	35,437.90
Utility	002	8,215.59	2,916.18	7,449.32	-	18,581.09
Debt Services	005	218.17	-	-	-	218.17
Employee Benefit	007	975.33	-	-	-	975.33
Self Ins.	008	709.17	-	-	-	709.17
Hotel/Motel Tax	010	613.59	-	-	-	613.59
Economic Development	012	949.24	-	-	-	949.24
Grant Fund	013	-	-	-	-	-
Community Services	014	50.06	-	-	-	50.06
Drainage Fees	015	-	-	-	-	-
Capital Replacement	016	1,649.75	-	-	-	1,649.75
Utility Capital Improvement	017	675.91	-	-	-	675.91
Court Technology	018	-	-	-	-	-
Solid Waste	019	734.72	-	-	-	734.72
Street	020	-	-	-	-	-
Drainage Const.	023	-	-	-	-	-
Parks	024	-	-	-	-	-
Capital Improvement	025	-	-	-	-	-
Lib. & Rec. 4B	027	-	-	-	-	-
Traffic Enforcement Program	031	1,139.94	-	-	-	1,139.94
Abandoned Asset Forfeiture	050	-	-	-	-	-
State Asset Forfeiture	051	-	-	-	-	-
Federal Asset Forfeiture	052	-	-	-	-	-
Court Security	225	858.42	-	-	-	858.42
Juvenile Case Manager	230	397.82	-	-	-	397.82
EDC C.O. CIP	455	-	-	-	-	-

Investment Maturities Transaction Information			
	Fund No.	Transactions	Total
Date Purchase			
Date Maturity			
CUSIP Number		Open	
Security Type		LOGIC	
Par Value		\$ -	\$ -
Book Value		-	-
Market Value		-	-
General	001	500,000.00	500,000.00
Utility	002	500,000.00	500,000.00
Debt Services	005	-	-
Employee Benefit	007	-	-
Self Ins.	008	-	-
Hotel/Motel Tax	010	-	-
Economic Development	012	-	-
Grant Fund	013	-	-
Community Services	014	-	-
Drainage Fees	015	-	-
Capital Replacement	016	-	-
Utility Capital Improvement	017	-	-
Court Technology	018	-	-
Solid Waste	019	-	-
Street	020	-	-
Drainage Const.	023	-	-
Parks	024	-	-
Capital Improvement	025	-	-
Lib. & Rec. 4B	027	-	-
Traffic Enforcement Program	031	-	-
Abandoned Asset Forfeiture	050	-	-
State Asset Forfeiture	051	-	-
Federal Asset Forfeiture	052	-	-
Court Security	225	-	-
Juvenile Case Manager	230	-	-
EDC C.O. CIP	455	-	-

**City of Duncanville**  
**Schedule of Market Value of Investments**  
**By Maturity Dates and Fund**  
**For Quarter Ending**  
**December 31, 2017**

	Fund No.								Total
Date Purchase						7/6/2015	6/23/2017	9/30/2015	
Date Maturity						7/6/2019	6/23/2018	9/30/2017	
CUSIP Number		Open	Open	Open	Open	CD # 12071	CD # 12188	3851-11202078	
Security Type		LOGIC	TexPool	Southside MM	Nex Bank MM	TX SEC BK CD	TX SEC BK CD	Comerica CD	
Par Value		\$ 8,229,081.47	\$ 4,813.23	\$ 4,076,836.78	\$ 10,058,122.90	\$ 1,000,000.00	\$ 3,000,000.00	\$ -	\$ 26,368,854.38
Beginning Book Value		7,211,101.55	4,799.94	4,064,324.53	7,026,072.63	1,000,000.00	3,000,000.00	2,000,000.00	24,306,298.65
Beginning Market Value		7,211,101.55	4,799.94	4,064,324.53	7,026,072.63	1,000,000.00	3,000,000.00	2,000,000.00	24,306,298.65
Ending Book Value		8,229,081.47	4,813.23	4,076,836.78	10,058,122.90	1,000,000.00	3,000,000.00	-	26,368,854.38
Ending Market Value		8,229,081.47	4,813.23	4,076,836.78	10,058,122.90	1,000,000.00	3,000,000.00	-	26,368,854.38
General	001	3,125,089.74	4,813.23	3,048,243.40	5,018,623.31	900,000.00	1,500,000.00	800,000.00	14,396,769.68
Utility	002	2,126,239.01	-	1,016,081.13	2,007,449.32	-	1,500,000.00	400,000.00	7,049,769.46
Debt Services	005	171,288.41	-	-	-	100,000.00	-	200,000.00	471,288.41
Employee Benefit	007	468,484.81	-	-	-	-	-	200,000.00	668,484.81
Self Ins.	008	381,600.94	-	-	-	-	-	200,000.00	581,600.94
Hotel/Motel Tax	010	200,294.01	-	-	-	-	-	-	200,294.01
Economic Development	012	359,896.10	-	-	-	-	-	200,000.00	559,896.10
Grant Fund	013	-	-	-	-	-	-	-	-
Community Services	014	16,341.22	-	-	-	-	-	-	16,341.22
Drainage Fees	015	-	-	-	-	-	-	-	-
Capital Replacement	016	37,341.45	-	-	-	-	-	-	37,341.45
Utility Capital Improvement	017	220,639.41	-	-	-	-	-	-	220,639.41
Court Technology	018	-	-	-	-	-	-	-	-
Solid Waste	019	239,835.39	-	-	-	-	-	-	239,835.39
Street	020	-	-	-	-	-	-	-	-
Parks	024	-	-	-	-	-	-	-	-
Capital Improvement	025	-	-	-	-	-	-	-	-
Traffic Enforcement Program	031	372,112.92	-	-	-	-	-	-	372,112.92
Abandoned Asset Forfeiture	050	-	-	-	-	-	-	-	-
State Asset Forfeiture	051	-	-	-	-	-	-	-	-
Federal Asset Forfeiture	052	-	-	-	-	-	-	-	-
Court Security	225	330,250.74	-	-	-	-	-	-	330,250.74
Juvenile Case Manager	230	179,667.31	-	-	-	-	-	-	179,667.31
EDC C.O. CIP	455	-	-	-	-	-	-	-	-

**City of Duncanville  
Investment Interest Revenue Report  
For Quarter Ending  
September 30, 2017**

Security Type	General 001	Utility 002	Debt Service 005	Employee Benefit 007	Self - Ins. 008	Hotel / Motel Tax 010	Economic Development 012	Grant Funds 013	Community Services 014
Pooled Investments									
Logic	\$ 8,054.07	\$ 8,215.58	\$ 218.18	\$ 975.33	\$ 709.17	\$ 613.59	\$ 949.24	\$ -	\$ 50.06
Texpool	11.96	-	-	-	-	-	-	-	-
NEX Bank Money Market	18,623.31	7,449.32	-	-	-	-	-	-	-
Southside Money Market	8,748.55	2,916.18	-	-	-	-	-	-	-
07/06/2017 TX SEC Bank	9,662.00	6,038.74	402.58	-	-	-	-	-	-
09/30/2017 Comerica CD	1,493.88	746.96	373.47	373.48	373.47	-	373.47	-	-
<b>Total</b>	<b>\$ 65,217.08</b>	<b>\$ 25,366.78</b>	<b>\$ 8,443.55</b>	<b>\$ 1,348.81</b>	<b>\$ 1,082.64</b>	<b>\$ 613.59</b>	<b>\$ 1,322.71</b>	<b>\$ -</b>	<b>\$ 50.06</b>

Security Type	Drainage Fees 015	Capital Replacement 016	Utility Capital Improvement 017	Court Technology 018	Solid Waste 019	Street 020	Parks 024	Capital Improvements 025	Traffic Emforcement 031
Pooled Investments									
Logic	\$ -	\$ 1,649.75	\$ 675.91	\$ -	\$ 734.72	\$ -	\$ -	\$ -	\$ 1,139.94
Texpool	-	-	-	-	-	-	-	-	-
NEX Bank Money Market	-	-	-	-	-	-	-	-	-
Southside Money Market	-	-	-	-	-	-	-	-	-
07/06/2017 TX SEC Bank	-	-	-	-	-	-	-	-	-
09/30/2017 Comerica CD	-	-	-	-	-	-	-	-	-
<b>Total</b>	<b>\$ -</b>	<b>\$ 1,649.75</b>	<b>\$ 675.91</b>	<b>\$ -</b>	<b>\$ 734.72</b>	<b>\$ -</b>	<b>\$ -</b>	<b>\$ -</b>	<b>\$ 1,139.94</b>

Security Type	State Asset Forfeiture 051	Federal Asset Forfeiture 052	Court Security 225	Juvenile Case Worker 230	EDC CIP 455	Total
Pooled Investments						
Logic	\$ -	\$ -	\$ 858.42	\$ 397.82	\$ -	\$ 25,241.78
Texpool	-	-	-	-	-	11.96
NEX Bank Money Market	-	-	-	-	-	26,072.63
Southside Money Market	-	-	-	-	-	11,664.73



07/06/2017 TX SEC Bank	-	-	-	-	-	16,103.32
03/28/2014 Comerica CD	-	-	-	-	-	-
Comerica CD 06/25/10	-	-	-	-	-	-
09/30/2017 Comerica CD	-	-	-	-	-	3,734.73
<b>Total</b>	<b>\$ -</b>	<b>\$ -</b>	<b>\$ 858.42</b>	<b>\$ 397.82</b>	<b>\$ -</b>	<b>\$ 82,829.15</b>