

# INVESTMENT PORTFOLIO SUMMARY

## City Of Duncanville, Texas



**For The Quarter Ended  
June 30, 2018**



# City Of Duncanville

## Investment Officers Certification

---

City Of Duncanville , Texas  
Investment Portfolio SummaryActivity  
For The Quarter Ended  
June 30, 2018

This report is prepared in accordance with chapter 2256 of the Texas Public Funds Investment Act ("PFIA").Section 2256.023(a) of the PFIA states that:"Not less than quarterly ,the investment officer shall prepare and submit to the governing body of the entity a written report of the investment transactions for all funds covered by this chapter for the preceding reporting period" This report is signed by the City Of Duncanville Investment officers and includes the disclosures required by the PFIA.

The investment portfolio complies with the PFIA and the City of Duncanville's approved investment policy and strategy throughout the period. All investment transactions made in the portfolio during this period were in full compliance with the PFIA and approved Investment policy.

**Officers Names and titles:**

---

**Kevin Hugman  
City Manager**

---

**Richard Summerlin, CPA, CGFO  
Finance Director**

---

**Paul Frederiksen  
Assistant City Manager**

---

**Tia Pettis, CGFO  
Assistant Finance Director**

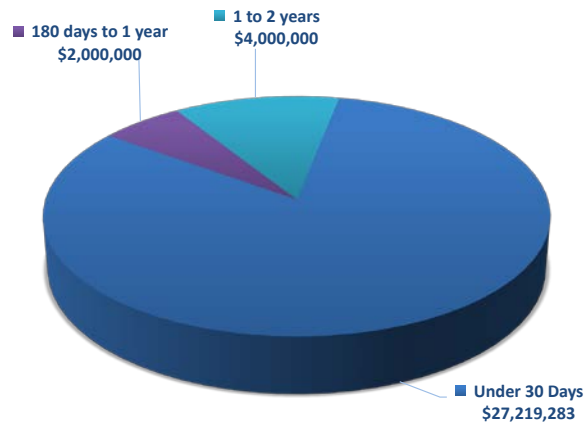


City Of Duncanville  
 Executive Summary  
 Investment Portfolio  
 For the Quarter Ended  
 June 30, 2018

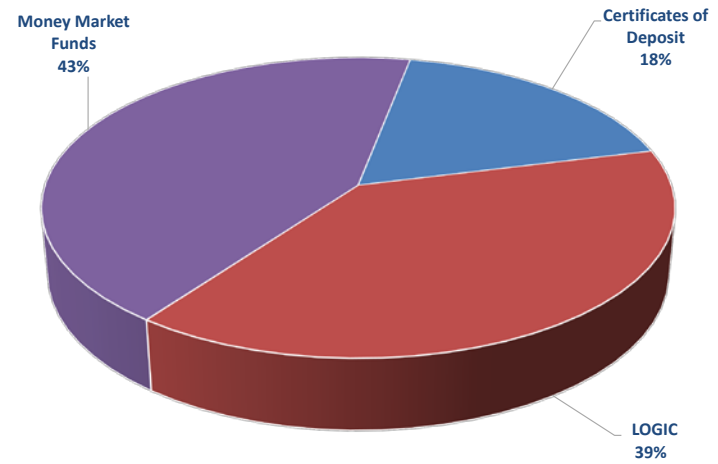
**Account Summary**

				<b>Book Value</b>		<b>Market Value</b>
Investments at 03/31/2018				\$ 34,680,241		\$ 34,680,241
Investment Purchases				1,639,041		1,639,041
Investment Maturities				3,100,000		3,100,000
Investments at 06/30/2018				\$ 33,219,283		\$ 33,219,283

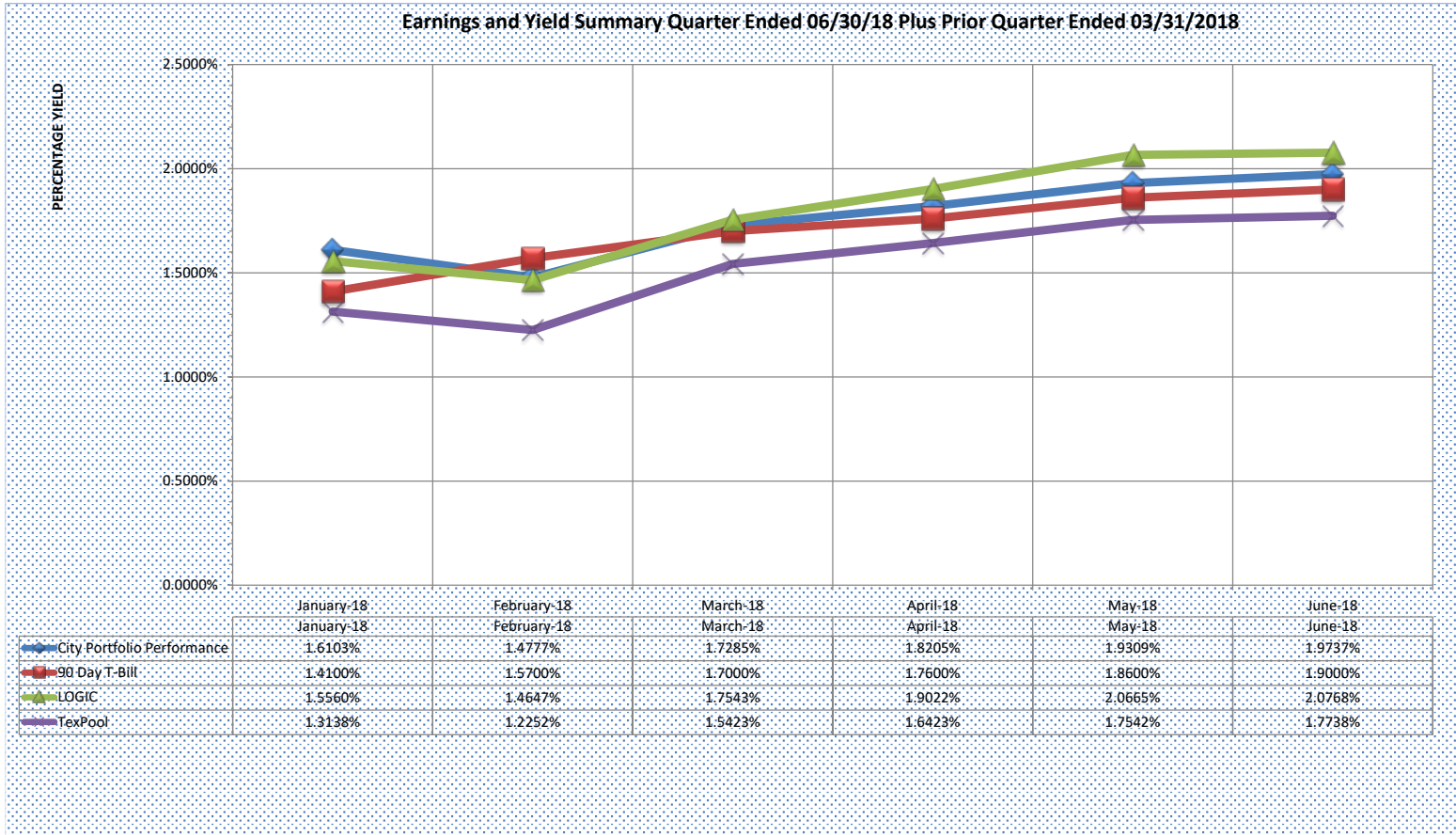
**Investments by Maturity**



**Investments by Type**



**City of Duncanville Benchmark Comparison  
Yield Summary For The Quarter Ended  
June 30, 2018**



**City of Duncanville**  
**Investment Portfolio Summary**  
**For Quarter Ending**  
**June 30, 2018**

Purchase Date	Maturity Date	CD Number	Security Type	Par Value	Coupon	Purchase			Book Value	Gain / (loss)	Current D - T - M
						Price	Yield	Principal			
30-Jun-18	30-Jun-18	Open	LOGIC	\$ 12,951,801.49	2.02%	100.00	2.02%	\$ 12,951,801.49	\$ 12,951,801.49	\$ -	0
30-Sep-15	30-Jun-18	Open	Southside MM	4,111,199.11	1.86%	100.00	1.86%	4,111,199.11	4,111,199.11	-	0
30-Jun-17	30-Jun-18	Open	NEX Bank MM	10,151,431.90	1.97%	100.00	1.97%	10,151,431.90	10,151,431.90	-	0
30-Jun-18	30-Jun-18	Open	TEXPOOL	4,850.46	1.72%	100.00	1.72%	4,850.46	4,850.46	-	0
06-Oct-17	06-Jan-19	27836	Third Coast CD	2,000,000.00	1.58%	100.00	1.59%	2,000,000.00	2,000,000.00	-	190
22-Jun-18	21-Jun-19	12188	Tex Sec CD	3,000,000.00	2.70%	100.00	2.70%	3,000,000.00	3,000,000.00	-	356
06-Jul-17	06-Jul-19	12071	Tex Sec CD	1,000,000.00	1.69%	100.00	1.69%	1,000,000.00	1,000,000.00	-	371
<b>TOTALS</b>				<b>\$ 33,219,282.96</b>				<b>\$ 33,219,282.96</b>	<b>\$ 33,219,282.96</b>	<b>\$ -</b>	

	Par Value	Percent
Under 30 Days	\$ 27,219,282.96	81.94%
30 to 90 Days	-	0.00%
90 to 180 days	-	0.00%
180 days to 1 year	2,000,000.00	6.02%
1 to 2 years	4,000,000.00	12.04%
<b>Totals</b>	<b>\$ 33,219,282.96</b>	<b>100.00%</b>

	Percent	Book Value
U. S. Treasury Bills / Notes	0.00%	\$ -
U. S. Agencies & Instrument	0.00%	-
Certificates of Deposit	18.06%	6,000,000.00
LOGIC	38.99%	12,951,801.49
TEXPOOL	0.01%	4,850.46
Money Market Funds	42.93%	14,262,631.01
Repurchase Agreements	0.00%	-
<b>Totals</b>	<b>100.00%</b>	<b>\$ 33,219,282.96</b>

MM Money Market Account  
CD Certificates of Deposit  
D - T - M Days To Maturity

**City of Duncanville**  
**Investment Transaction Detail Report**  
**For Quarter Ending**  
**June 30, 2018**

Investment Purchase Transaction Information						
	Fund No.	Transactions				Total
Date Purchase						
Date Maturity						
CUSIP Number		Open	Southside	NEX Bank	Open	
Security Type		LOGIC	Money Market	Money Market	TexPool	
Par Value		\$ 1,569,918.40	\$ 19,088.26	\$ 50,013.74	\$ 20.84	\$ 1,639,041.24
Book Value		1,569,918.40	19,088.26	50,013.74	20.84	\$ 1,639,041.24
Market Value		1,569,918.40	19,088.26	50,013.74	20.84	\$ 1,639,041.24
General	001	828,640.41	14,316.19	30,033.52	20.84	\$ 873,010.96
Utility	002	710,196.84	4,772.07	17,490.59	-	\$ 732,459.50
Debt Services	005	5,986.68	-	-	-	\$ 5,986.68
Employee Benefit	007	3,418.68	-	-	-	\$ 3,418.68
Self Ins.	008	2,974.21	-	-	-	\$ 2,974.21
Hotel/Motel Tax	010	1,024.63	-	-	-	\$ 1,024.63
Economic Development	012	5,421.00	-	-	-	\$ 5,421.00
Grant Fund	013	-	-	-	-	\$ -
Community Services	014	83.60	-	-	-	\$ 83.60
Drainage Fees	015	511.56	-	-	-	\$ 511.56
Capital Replacement	016	4,281.97	-	2,489.63	-	\$ 6,771.59
Utility Capital Improvement	017	1,128.71	-	-	-	\$ 1,128.71
Court Technology	018	-	-	-	-	\$ -
Solid Waste	019	1,226.91	-	-	-	\$ 1,226.91
Street	020	-	-	-	-	\$ -
Drainage Const.	023	-	-	-	-	\$ -
Parks	024	-	-	-	-	\$ -
Capital Improvement	025	-	-	-	-	\$ -
Traffic Enforcement Program	031	1,903.59	-	-	-	\$ 1,903.59
Court Security	225	2,200.49	-	-	-	\$ 2,200.49
Juvenile Case Manager	230	919.11	-	-	-	\$ 919.11
EDC C.O. CIP	455	-	-	-	-	\$ -

Investment Maturities Transaction Information			
	Fund No.	Transactions	Total
Date Purchase			
Date Maturity			
CUSIP Number		Open	
Security Type		LOGIC	
Par Value		\$ 3,100,000.00	\$ 3,100,000.00
Book Value		3,100,000.00	3,100,000.00
Market Value		3,100,000.00	3,100,000.00
General	001	1,600,000.00	1,600,000.00
Utility	002	1,500,000.00	1,500,000.00
Debt Services	005	-	-
Employee Benefit	007	-	-
Self Ins.	008	-	-
Hotel/Motel Tax	010	-	-
Economic Development	012	-	-
Grant Fund	013	-	-
Community Services	014	-	-
Drainage Fees	015	-	-
Capital Replacement	016	-	-
Utility Capital Improvement	017	-	-
Court Technology	018	-	-
Solid Waste	019	-	-
Street	020	-	-
Drainage Const.	023	-	-
Parks	024	-	-
Capital Improvement	025	-	-
Traffic Enforcement Program	031	-	-
Court Security	225	-	-
Juvenile Case Manager	230	-	-
EDC C.O. CIP	455	-	-

**City of Duncanville**  
**Schedule of Market Value of Investments**  
**By Maturity Dates and Fund**  
**For Quarter Ending**  
**June 30, 2018**

	Fund No.								Total
Date Purchase						22-Jun-18	06-Jul-17	06-Oct-17	
Date Maturity						21-Jun-19	06-Jul-19	06-Jan-19	
CUSIP Number		Open	Open	Open	Open	CD # 12188	CD # 12071	CD	
Security Type		LOGIC	TexPool	Southside MM	Nex Bank MM	TX SEC BANK	TX SEC BANK	Third Coast Bank	
Par Value		\$ 12,951,801.49	\$ 4,850.46	\$ 4,111,199.11	\$ 10,151,431.90	\$ 3,000,000.00	\$ 1,000,000.00	\$ 2,000,000.00	\$ 33,219,282.96
Beginning Book Value		14,481,883.09	4,829.62	4,092,110.85	10,101,418.16	3,000,000.00	1,000,000.00	2,000,000.00	34,680,241.72
Beginning Market Value		14,481,883.09	4,829.62	4,092,110.85	10,101,418.16	3,000,000.00	1,000,000.00	2,000,000.00	34,680,241.72
Ending Book Value		12,951,801.49	4,850.46	4,111,199.11	10,151,431.90	3,000,000.00	1,000,000.00	2,000,000.00	33,219,282.96
Ending Market Value		12,951,801.49	4,850.46	4,111,199.11	10,151,431.90	3,000,000.00	1,000,000.00	2,000,000.00	33,219,282.96
General	001	5,276,810.77	4,850.46	3,083,399.33	6,095,990.56	1,500,000.00	900,000.00	2,000,000.00	18,861,051.13
Utility	002	1,545,703.15	-	1,027,799.78	3,550,114.74	1,500,000.00	-	-	7,623,617.67
Debt Services	005	1,180,590.95	-	-	-	-	100,000.00	-	1,280,590.95
Employee Benefit	007	674,173.52	-	-	-	-	-	-	674,173.52
Self Ins.	008	586,523.67	-	-	-	-	-	-	586,523.67
Hotel/Motel Tax	010	202,059.83	-	-	-	-	-	-	202,059.83
Economic Development	012	1,069,035.51	-	-	-	-	-	-	1,069,035.51
Grant Fund	013	-	-	-	-	-	-	-	-
Community Services	014	16,485.29	-	-	-	-	-	-	16,485.29
Drainage Fees	015	100,881.61	-	-	-	-	-	-	100,881.61
Capital Replacement	016	844,416.44	-	-	505,326.60	-	-	-	1,349,743.04
Utility Capital Improvement	017	222,584.59	-	-	-	-	-	-	222,584.59
Court Technology	018	-	-	-	-	-	-	-	-
Solid Waste	019	241,949.82	-	-	-	-	-	-	241,949.82
Street	020	-	-	-	-	-	-	-	-
Parks	024	-	-	-	-	-	-	-	-
Capital Improvement	025	-	-	-	-	-	-	-	-
Traffic Enforcement Program	031	375,393.52	-	-	-	-	-	-	375,393.52
Abandoned Asset Forfeiture	050	-	-	-	-	-	-	-	-
State Asset Forfeiture	051	-	-	-	-	-	-	-	-
Federal Asset Forfeiture	052	-	-	-	-	-	-	-	-
Court Security	225	433,941.52	-	-	-	-	-	-	433,941.52
Juvenile Case Manager	230	181,251.28	-	-	-	-	-	-	181,251.28
EDC C.O. CIP	455	-	-	-	-	-	-	-	-

City of Duncanville  
Investment Interest Revenue Report  
For Quarter Ending  
June 30, 2018

Security Type	General 001	Utility 002	Debt Service 005	Employee Benefit 007	Self - Ins. 008	Hotel / Motel Tax 010	Economic Development 012	Grant Funds 013	Community Services 014
Pooled Investments									
Logic	\$ 28,640.41	\$ 10,196.84	\$ 5,986.68	\$ 3,418.68	\$ 2,974.21	\$ 1,024.63	\$ 5,421.00	\$ -	\$ 83.60
Texpool	20.84	-	-	-	-	-	-	-	-
NEX Bank Money Market	30,033.52	17,490.59	-	-	-	-	-	-	-
Southside Money Market	14,316.19	4,772.07	-	-	-	-	-	-	-
06/23/2017 Tex Sec Bk #12188	5,836.00	5,836.01	-	-	-	-	-	-	-
07/09/2017 Tex Sec Bk #12071	3,789.83		421.08						
Third Coast BK CD	7,878.38	-	-	-	-	-	-	-	-
	-	-	-	-	-	-	-	-	-
0	\$ -	\$ -	\$ -	\$ -	\$ -	\$ -	\$ -	\$ -	\$ -
<b>Total</b>	<b>\$ 90,515.17</b>	<b>\$ 38,295.51</b>	<b>\$ 6,407.76</b>	<b>\$ 3,418.68</b>	<b>\$ 2,974.21</b>	<b>\$ 1,024.63</b>	<b>\$ 5,421.00</b>	<b>\$ -</b>	<b>\$ 83.60</b>
Security Type	Drainage Fees 015	Capital Replacement 016	Utility Capital Improvement 017	Court Technology 018	Solid Waste 019	Street 020	Parks 024	Capital Improvements 025	Traffic Enforcement 031
Pooled Investments									
Logic	\$ 511.56	\$ 4,281.97	\$ 1,128.71	\$ -	\$ 1,226.91	\$ -	\$ -	\$ -	\$ 1,903.59
Texpool	-	-	-	-	-	-	-	-	-
NEX Bank Money Market	-	2,489.63	-	-	-	-	-	-	-
Southside Money Market	-	-	-	-	-	-	-	-	-
06/23/2017 Tex Sec Bk #12188	-	-	-	-	-	-	-	-	-
07/09/2017 Tex Sec Bk #12071									
Third Coast BK CD	-	-	-	-	-	-	-	-	-
<b>Total</b>	<b>\$ 511.56</b>	<b>\$ 6,771.59</b>	<b>\$ 1,128.71</b>	<b>\$ -</b>	<b>\$ 1,226.91</b>	<b>\$ -</b>	<b>\$ -</b>	<b>\$ -</b>	<b>\$ 1,903.59</b>
Security Type	State Asset Forfeiture 051	Federal Asset Forfeiture 052	Court Security 225	Juvenile Case Worker 230	EDC CIP 455	Total			
Pooled Investments									
Logic	\$ -	\$ -	\$ 2,200.49	\$ 919.11	\$ -	\$ 69,918.40			
Texpool	-	-	-	-	-	20.84			
NEX Bank Money Market	-	-	-	-	-	50,013.74			
Southside Money Market	-	-	-	-	-	19,088.26			
06/23/2017 Tex Sec Bk #12188	-	-	-	-	-	11,672.01			
07/09/2017 Tex Sec Bk #12071						4,210.91			
Third Coast BK CD	-	-	-	-	-	7,878.38			
<b>Total</b>	<b>\$ -</b>	<b>\$ -</b>	<b>\$ 2,200.49</b>	<b>\$ 919.11</b>	<b>\$ -</b>	<b>\$ 162,802.53</b>			